

REPORT ALERT:

2013 - 2023 CHESTER COUNTY SCHOOL DIRECTOR RACES - SUSPICIOUS PATTERNS IDENTIFIED

HAS VOTE SWAPPING BEEN FOUND?

A GRASSROOTS INVESTIGATION

****Disclaimer: Many volunteers recorded, counted and analyzed what they observed in precinct election results across Chester County, and other counties across Pennsylvania. Though inspected several times, the opportunity exists for human error to be found in what was recorded in any of the charts shown, numbers counted, statements made, etc. in this report. Due to this, it is asked that all authority be placed upon the official precinct and cumulative election results released by the Pennsylvania counties. They are linked to this report. They are official and speak for themselves. This report seeks to shine a light onto what volunteers have observed across Chester County and other Pennsylvania counties in over a decade of election results.**

****It is believed that all candidates featured have done nothing wrong. They are considered innocent as they do not program nor operate voting machines.** The question that prevails is who was programming the voting machines for each of the elections shown, and do they know if any unauthorized software was in use?

SCHOOL DIRECTOR REPORT PRELUDE

Let's imagine there is going to be an election – one where voters will vote for their Supreme Court, School Director, Court of Common Pleas and Commissioner candidates. Around 102 Republican voters and 88 Democratic voters show up to vote. After the voters go to their precincts to vote, eventually the results are posted into a precinct report.

Official Results
General Election, Nov. 4, Any Year
Somewhere County, USA

Supreme Court

Votes

John (REP)	100
Dave (DEM)	85

School Director

Joe (REP)	102
Harry (DEM)	88

Court of Common Pleas

Julie (REP)	98
Phil (DEM)	85

County Commissioner

Tim (REP)	96
Jane (DEM)	86

As you can see, the Republicans won all races, and their vote totals were pretty close in each race. Now imagine a bad actor wanted to change the outcome, to where the Democratic School Director candidate would win instead of the Republican.

The bad actor installs secret unauthorized software into the precinct voting machines that automatically removes 20 votes from Republican School Director Candidate Joe, and adds them to Democratic Candidate Harry's total. What might this look like?

Official Results
General Election, Nov. 4, Any Year
Somewhere County, USA

Supreme Court

Votes

John (REP)	100
Dave (DEM)	85

School Director

Joe (REP)	82	(20 votes removed)
Harry (DEM)	108	(20 votes added)

Court of Common Pleas

Julie (REP)	98
Phil (DEM)	85

County Commissioner

Tim (REP)	96
Jane (DEM)	86

Now that the secret unauthorized software was applied to the vote totals, we see Republican Candidate Joe's score reduced by 20 votes, and Democratic Candidate Harry's score increased by 20 votes.

Joe is the only Republican candidate that loses their race on the ballot in this precinct.

What else is noticed?

Official Results
General Election, Nov. 4, Any Year
Somewhere County, USA

Supreme Court

Votes

John (REP) 100
Dave (DEM) 85

School Director

Joe (REP) 82
Harry (DEM) 108

Lowest vote total of all
Republican candidates
on the ballot in this
precinct.

Highest vote total of all
Democratic candidates
on the ballot in this
precinct.

Court of Common Pleas

Julie (REP) 98
Phil (DEM) 85

County Commissioner

Tim (REP) 96
Jane (DEM) 86

Republican School Director Candidate Joe now has the lowest vote total of all Republican candidates on the ballot in this precinct. His vote total is 82, which is lower than all other Republican candidates' totals.

Also notice that the Democratic Candidate Harry now has the highest vote total of all the Democratic candidates in this precinct. His vote total is 108, which is higher than all the other Democratic candidates' totals.

Now take what you see in this imaginative demonstration, and think about it when you read about the “lowest vote total” pattern and “lowest/highest” pattern being found in all General elections from 2013 to 2023 in Chester County, PA for specific Republican candidates. What conclusions do you draw? Could vote total manipulation be a real possibility, or not at all?

What if 20 votes specifically were not programmed to be subtracted from the Republican School Director candidate, but instead, were some percentage of the total votes that a computer algorithm figures out? What if this algorithm is set so that each precinct removes a specific amount of votes from the Republican School Director candidate which then, when added up, results in a “pre-set” or “pre-determined” final result number?

Could it be possible that multiple races would have their votes manipulated? In the middle of the following report you will notice that a separation occurs between the Pennsylvania state races and the county races. An important question then appears as to whether separate algorithms might be happening in the state and county races.

For right now, to help keep this illustration easy to understand, the School Director race is the only race we’ll focus on. Keep in mind how the Republican School Director Candidate Joe ended up with the lowest Republican vote total, and how Democratic School Director Candidate Harry ended up with the highest vote total. The concept of *how* this could have happened is the point of this imaginary illustration.

DESCRIPTION OF TWO PATTERNS FOUND:

1. **LOWEST/HIGHEST** – This pattern shows a specific candidate from one party having the lowest vote total of all candidates on the ballot in their same party, while their opponent in the same race from the other party has the highest vote total of all candidates in their party. This is seen happening throughout all or many precincts in a county. This causes concern that “vote swapping” is occurring.
2. **LOWEST VOTE TOTAL** – This pattern shows the same candidate from one party having the lowest amount of votes of all candidates on the ballot in their same party, throughout all or many precincts in a county.

****Disclaimer: Many volunteers recorded, counted and analyzed what they observed in precinct election results across Chester County, and other counties across Pennsylvania. Though inspected several times, the opportunity exists for human error to be found in what was recorded in any of the charts shown, numbers counted, statements made, etc. in this report. Due to this, it is asked that all authority be placed upon the official precinct and cumulative election results released by the Pennsylvania counties. They are linked to this report. They are official and speak for themselves. This report seeks to shine a light onto what volunteers have observed across Chester County and other Pennsylvania counties in over a decade of election results.**

****It is believed that all candidates featured have done nothing wrong. They are considered innocent as they do not program nor operate voting machines. The question that prevails is who was programming the voting machines for each of the elections shown, and do they know if any unauthorized software was in use?**

**2013 - 2023 CHESTER COUNTY SCHOOL DIRECTOR RACES - SUSPICIOUS PATTERN IDENTIFIED
HAS VOTE SWAPPING BEEN FOUND?**

An investigation into 11 years of Chester County, Pennsylvania precinct election results has uncovered shocking patterns in candidate vote totals, both in the county and across the state. These vote total patterns are observed in every general election since 2013 in Chester County.

In every municipal election from 2013 - 2023, precinct-level reports show Republican School Director Candidates repeatedly getting the lowest vote totals out of all the Republican candidates on the ballot, while their Democrat opponents receive the highest vote totals of all Democratic candidates in many instances. When this happens, it is called the "lowest/highest" pattern and causes concern that votes are being removed off the Republican School Director candidates and added to their Democratic opponents. Has a decade of vote swapping been detected?

Why would Republicans from so many precincts not want to vote for their school director candidates each election? Especially after 2020 when many Republicans became more concerned about issues going on in the public school system? This seemingly unnatural consistency throughout so many precincts year after year causes great concern from Pennsylvania citizens that these races may have been targeted for a fraudulent loss.

Starting with **2013**, an interesting occurrence appears. Out of the 226 total precincts in Chester County, 68 precincts give Republican school director candidates the absolute lowest vote total of all Republican candidates on the ballot. In total, 110 of 226 precincts – close to half of all Chester County precincts - give their Republican school director candidates vote totals that fall in the bottom four totals of all Republican candidates running in 2013. The bottom four scores were studied due to multiple precincts having four school director candidates getting all of the bottom four vote totals of all Republican candidates.

Below are some examples. Could votes have been taken off the Republican school director candidates' totals and put on their Democrat opponents? Note that school director races do not occur in every precinct each election, so the number of precincts affected will not be as high as other races shown with the same patterns. See precinct 21 East Bradford N-2 below:

PRECINCT REPORT OFFICIAL RESULTS
RUN DATE:11/21/13 MUNICIPAL ELECTION,NOV 5, 2013
RUN TIME:10:26 AM CHESTER COUNTY, PA

0021 EAST BRADFORD N-2
VOTES PERCENT
REGISTERED VOTERS - TOTAL 2033
BALLOTS CAST - TOTAL 592
VOTER TURNOUT - TOTAL 29.12

STRAIGHT PARTY
VOTE FOR NOT MORE THAN 1
REPUBLICAN (REP) 161 59.63
DEMOCRATIC (DEM) 109 40.37
INDEPENDENT (IND) 0

JUDGE OF THE SUPERIOR COURT
VOTE FOR NOT MORE THAN 1
VIC STABLE (REP) 321 57.63
JACK MCVAY JR (DEM) 234 42.01
WRITE-IN 2 .36

JUDGE OF THE COURT OF COMMON PLEAS
VOTE FOR NOT MORE THAN 2
PATRICK CARMODY (REP) 354 38.56
JEFFREY R SOMMER (REP) 299 32.57
JULIA MALLOY-GOOD (DEM) 260 28.32
WRITE-IN 5 .54

TREASURER
VOTE FOR NOT MORE THAN 1
ANN DUKE (REP) 361 63.11
NINA HASLIP (DEM) 210 36.71
WRITE-IN 1 .17

CONTROLLER
 VOTE FOR NOT MORE THAN 1
 NORMAN MACQUEEN (REP) 344 60.88
 CARMEN BOYD (DEM). 219 38.76
 WRITE-IN. 2 .35

CLERK OF COURTS
 VOTE FOR NOT MORE THAN 1
 ROBIN MARCELLO (REP). 343 60.92
 TISHA BROWN (DEM). 217 38.54
 WRITE-IN. 3 .53

CORONER
 VOTE FOR NOT MORE THAN 1
 GORDON R ECK (REP) 351 62.12
 HOWARD A JONES (DEM). 211 37.35
 WRITE-IN. 3 .53

SCHOOL DIRECTOR WEST CHESTER
 VOTE FOR NOT MORE THAN 4
 SEAN CARPENTER (REP). 280 12.01
 ED COYLE (REP). 282 12.09
 PAM LATORRE (REP). 272 11.66
 MARIA ARMANDI PIMLEY (REP). 258 11.06
 JOYCE CHESTER (DEM) 317 13.59
 ROBIN KALINER (DEM) 303 12.99
 CHRIS MCCUNE (DEM) 310 13.29
 RICKY L SWALM (DEM) 303 12.99
 WRITE-IN. 7 .30

Lowest vote totals of all Republican candidates on the ballot in this precinct.

Highest vote totals of all Democratic candidates on the ballot in this precinct.

TOWNSHIP SUPERVISOR EAST BRADFORD TOWNSHIP
 VOTE FOR NOT MORE THAN 1
 JOHN D SNOOK (REP/DEM) 520 98.30
 WRITE-IN. 9 1.70

TAX COLLECTOR EAST BRADFORD TOWNSHIP
 VOTE FOR NOT MORE THAN 1
 WILLIAM C REITER (REP) 411 98.80
 WRITE-IN. 5 1.20

AUDITOR EAST BRADFORD TOWNSHIP
 VOTE FOR NOT MORE THAN 1
 MAX YOCUM (REP) 414 99.04
 WRITE-IN. 4 .96

JUDGE OF ELECTIONS 021 EAST BRADFORD N-2 (Prec-0021)
 VOTE FOR NOT MORE THAN 1
 WRITE-IN. 70 100.00

INSPECTOR OF ELECTIONS 021 EAST BRADFORD N-2 (Prec-0021)
 VOTE FOR NOT MORE THAN 1
 WRITE-IN. 17 100.00

SUPREME COURT RETENTION BAER
 VOTE FOR NOT MORE THAN 1

(Remaining votes not shown are for Judge retentions)

To see this complete 2013 precinct report, [CLICK HERE](#).

Another example of the lowest/highest pattern occurring for Republican School Directors is below, this time for the Franklin precinct:

0240 FRANKLIN

VOTES PERCENT

REGISTERED VOTERS - TOTAL 3106
 BALLOTS CAST - TOTAL 731
 VOTER TURNOUT - TOTAL 23.54

STRAIGHT PARTY

VOTE FOR NOT MORE THAN 1
 REPUBLICAN (REP) 146 69.52
 DEMOCRATIC (DEM) 64 30.48
 INDEPENDENT (IND) 0

JUDGE OF THE SUPERIOR COURT

VOTE FOR NOT MORE THAN 1
 VIC STABLE (REP) 416 61.63
 JACK MCVAY JR (DEM) 259 38.37
 WRITE-IN 0

JUDGE OF THE COURT OF COMMON PLEAS

VOTE FOR NOT MORE THAN 2
 PATRICK CARMODY (REP) 411 37.81
 JEFFREY R SOMMER (REP) 391 35.97
 JULIA MALLOY-GOOD (DEM) 282 25.94
 WRITE-IN 3 .28

TREASURER

VOTE FOR NOT MORE THAN 1
 ANN DUKE (REP) 453 66.42
 NINA HASLIP (DEM) 229 33.58
 WRITE-IN 0

CONTROLLER

VOTE FOR NOT MORE THAN 1
 NORMAN MACQUEEN (REP) 424 63.47
 CARMEN BOYD (DEM) 244 36.53
 WRITE-IN 0

CLERK OF COURTS

VOTE FOR NOT MORE THAN 1
 ROBIN MARCELLO (REP) 427 64.40
 TISHA BROWN (DEM) 234 35.29
 WRITE-IN 2 .30

CORONER

VOTE FOR NOT MORE THAN 1
 GORDON R ECK (REP) 443 66.92
 HOWARD A JONES (DEM) 218 32.93
 WRITE-IN 1 .15

SCHOOL DIRECTOR AVONGROVE REGION I

VOTE FOR NOT MORE THAN 2
 BOB WICKES (REP) 306 21.52
 BRUCE E DOBSCH (REP) 297 20.89
 PATRICK A WALKER (DEM) 389 27.36
 BRIAN GAERITY (DEM) 426 29.96
 WRITE-IN 4 .28

TOWNSHIP SUPERVISOR FRANKLIN TOWNSHIP

VOTE FOR NOT MORE THAN 2
 DAVID SNYDER (REP) 429 43.03
 STEFFEN J TORRES (REP) 396 39.72
 WRITE-IN 172 17.25

TAX COLLECTOR FRANKLIN TOWNSHIP

VOTE FOR NOT MORE THAN 1
 PAUL S HERB JR (REP) 525 98.68
 WRITE-IN 7 1.32

AUDITOR FRANKLIN TOWNSHIP

VOTE FOR NOT MORE THAN 1
 FREDERICK F SCHEING (REP) 525 98.50
 WRITE-IN 8 1.50

Lowest vote totals of all Republican candidates on the ballot in this precinct. Note these scores are much lower than other Republican candidates.

Highest vote totals of all Democratic candidates on the ballot in this precinct. Note these scores are over 100 votes higher than all other Democratic candidates.

AUDITOR UNEXP 4 YR FRANKLIN TOWNSHIP
VOTE FOR NOT MORE THAN 1
JAMES T JOHNSTON JR (REP) 512 98.08
WRITE-IN. 10 1.92

AUDITOR UNEXP 2 YR FRANKLIN TOWNSHIP
VOTE FOR NOT MORE THAN 1
NICOLE G MORLEY (REP) 524 98.87
WRITE-IN. 6 1.13

JUDGE OF ELECTIONS 240 FRANKLIN (Prec-0240)
VOTE FOR NOT MORE THAN 1
WRITE-IN. 93 100.00

INSPECTOR OF ELECTIONS 240 FRANKLIN (Prec-0240)

e:///C:/Documents%20and%20Settings/agrant/Desktop/New%20Folder/240f.txt[3/26/2014 10:36:13 AM]

VOTE FOR NOT MORE THAN 1
WRITE-IN. 23 100.00

SUPREME COURT RETENTION BAER
VOTE FOR NOT MORE THAN 1

(Remaining votes not shown are for Judge Retentions)

To see this complete 2013 precinct report, [CLICK HERE](#).

The third example below, from the West Clan 1 precinct, is very interesting. The Republican low vote total pattern exists in a school district region where there are no Democratic challengers:

PRECINCT REPORT OFFICIAL RESULTS
RUN DATE:11/21/13 MUNICIPAL ELECTION,NOV 5, 2013
RUN TIME:10:26 AM CHESTER COUNTY, PA

0060 WEST CALN 1
VOTES PERCENT
REGISTERED VOTERS - TOTAL 2561
BALLOTS CAST - TOTAL. 558
VOTER TURNOUT - TOTAL 21.79

STRAIGHT PARTY
VOTE FOR NOT MORE THAN 1
REPUBLICAN (REP) 136 67.00
DEMOCRATIC (DEM) 67 33.00
INDEPENDENT (IND). 0

JUDGE OF THE SUPERIOR COURT
VOTE FOR NOT MORE THAN 1
VIC STABILE (REP). 338 62.59
JACK MCVAY JR (DEM) 200 37.04
WRITE-IN. 2 .37

JUDGE OF THE COURT OF COMMON PLEAS
VOTE FOR NOT MORE THAN 2
PATRICK CARMODY (REP) 354 40.46
JEFFREY R SOMMER (REP) 302 34.51
JULIA MALLOY-GOOD (DEM). 216 24.69
WRITE-IN. 3 .34

TREASURER
VOTE FOR NOT MORE THAN 1
ANN DUKE (REP). 371 68.58
NINA HASLIP (DEM). 168 31.05
WRITE-IN. 2 .37

CONTROLLER
 VOTE FOR NOT MORE THAN 1
 NORMAN MACQUEEN (REP) 345 64.13
 CARMEN BOYD (DEM). 192 35.69
 WRITE-IN. 1 .19

CLERK OF COURTS
 VOTE FOR NOT MORE THAN 1
 ROBIN MARCELLO (REP). 350 64.94
 TISHA BROWN (DEM). 187 34.69
 WRITE-IN. 2 .37

:///C:/Documents%20and%20Settings/agrant/Desktop/New%20Folder/060f.txt[3/5/2014 4:23:43 PM]

CORONER
 VOTE FOR NOT MORE THAN 1
 GORDON R ECK (REP) 368 67.77
 HOWARD A JONES (DEM). 175 32.23
 WRITE-IN. 0

SCHOOL DIRECTOR COATESVILLE REGION III
 VOTE FOR NOT MORE THAN 2
 LAURIE C KNECHT (REP) 208 25.24
 KIM MAMMEL (REP). 204 24.76
 WRITE-IN. 412 50.00

Lowest vote totals of all Republican candidates on the ballot in this precinct. Note that these totals are almost 100 or more votes lower than the other Republican candidates. Why would these School director candidates have significantly lower votes when they have no Democrat challengers? This is a Coatesville School District Region III precinct - other Coatesville Region III precincts showed the same low vote total pattern. Was an algorithm run across the board for Republican school directors, with a computer not accounting for races with no challengers? Or is this natural in this strong Republican precinct?

TOWNSHIP SUPERVISOR WEST CALN TOWNSHIP
 VOTE FOR NOT MORE THAN 1
 ALLEN R MARTIN (REP). 369 67.34
 JOHN E HAINES (DEM). 178 32.48
 WRITE-IN. 1 .18

TAX COLLECTOR WEST CALN TOWNSHIP
 VOTE FOR NOT MORE THAN 1
 WRITE-IN. 21 100.00

AUDITOR WEST CALN TOWNSHIP
 VOTE FOR NOT MORE THAN 1
 DOUGLAS C SKILES (REP). 411 98.56
 WRITE-IN. 6 1.44

AUDITOR UNEXP 4 YR WEST CALN TOWNSHIP
 VOTE FOR NOT MORE THAN 1
 WRITE-IN. 15 100.00

AUDITOR UNEXP 2 YR WEST CALN TOWNSHIP
 VOTE FOR NOT MORE THAN 1
 WRITE-IN. 13 100.00

JUDGE OF ELECTIONS 060 WEST CALN 1 (Prec-0060)
 VOTE FOR NOT MORE THAN 1
 WRITE-IN. 28 100.00

INSPECTOR OF ELECTIONS 060 WEST CALN 1 (Prec-0060)
 VOTE FOR NOT MORE THAN 1
 PATRICIA A BUTLER (REP). 407 96.22
 WRITE-IN. 16 3.78

:///C:/Documents%20and%20Settings/agrant/Desktop/New%20Folder/060f.txt[3/5/2014 4:23:43 PM]

SUPREME COURT RETENTION BAER
 VOTE FOR NOT MORE THAN 1
 YES 319 73.67
 NO. 114 26.33

(Remaining votes not shown are for Judge Retentions). To see this 2013 precinct report, [CLICK HERE](#).

To see which Chester County precincts had Republican school director candidates getting the lowest vote totals, see the chart below. School directors are in green.

	2013 WORST PERFORMING REPUBLICANS - ALL PRECINCTS WITH SCHOOL DIRECTORS AFFECTED			
CHESTER COUNTY PRECINCTS	LOWEST VOTE TOTAL	2ND LOWEST VOTE TOTAL	3RD LOWEST VOTE TOTAL	4TH LOWEST VOTE TOTAL
0021 EAST BRADFORD N-2	SCHOOL DIRECTOR MARIA PIMLEY	SCHOOL DIRECTOR PAM LATORRE	SCHOOL DIRECTOR SEAN CARPENTER	SCHOOL DIRECTOR ED COYLE
0023 EAST BRADFORD S-1	SCHOOL DIRECTOR MARIA PIMLEY	SCHOOL DIRECTOR PAM LATORRE	SCHOOL DIRECTOR SEAN CARPENTER	SCHOOL DIRECTOR ED COYLE
0243 EAST GOSHEN 1	SCHOOL DIRECTOR MARIA PIMLEY	SCHOOL DIRECTOR SEAN CARPENTER	SCHOOL DIRECTOR PAM LATORRE	SCHOOL DIRECTOR ED COYLE
0245 EAST GOSHEN 3	SCHOOL DIRECTOR SEAN CARPENTER	SCHOOL DIRECTOR MARIA PIMLEY	SCHOOL DIRECTOR PAM LATORRE	SCHOOL DIRECTOR ED COYLE
0248 EAST GOSHEN 6	SCHOOL DIRECTOR MARIA PIMLEY	SCHOOL DIRECTOR SEAN CARPENTER	SCHOOL DIRECTOR PAM LATORRE	SCHOOL DIRECTOR ED COYLE
0249 EAST GOSHEN 7	SCHOOL DIRECTOR MARIA PIMLEY	SCHOOL DIRECTOR PAM LATORRE	SCHOOL DIRECTOR SEAN CARPENTER	SCHOOL DIRECTOR ED COYLE
0251 EAST GOSHEN 9	SCHOOL DIRECTOR MARIA PIMLEY	SCHOOL DIRECTOR PAM LATORRE	SCHOOL DIRECTOR SEAN CARPENTER	SCHOOL DIRECTOR ED COYLE
0255 WEST GOSHEN N-1	SCHOOL DIRECTOR MARIA PIMLEY	SCHOOL DIRECTOR SEAN CARPENTER	SCHOOL DIRECTOR PAM LATORRE	SCHOOL DIRECTOR ED COYLE
0260 WEST GOSHEN N-2	SCHOOL DIRECTOR MARIA PIMLEY	SCHOOL DIRECTOR ED COYLE	SCHOOL DIRECTOR PAM LATORRE	SCHOOL DIRECTOR SEAN CARPENTER
0262 WEST GOSHEN N-4	SCHOOL DIRECTOR MARIA PIMLEY	SCHOOL DIRECTOR SEAN CARPENTER	SCHOOL DIRECTOR ED COYLE	SCHOOL DIRECTOR PAM LATORRE
0270 WEST GOSHEN M-2	SCHOOL DIRECTOR PAM LATORRE	SCHOOL DIRECTOR MARIA PIMLEY	SCHOOL DIRECTOR SEAN CARPENTER	SCHOOL DIRECTOR ED COYLE
0275 WEST GOSHEN S-1	SCHOOL DIRECTOR MARIA PIMLEY	SCHOOL DIRECTOR SEAN CARPENTER	SCHOOL DIRECTOR ED COYLE	SCHOOL DIRECTOR PAM LATORRE
0285 WEST GOSHEN S-3	SCHOOL DIRECTOR MARIA PIMLEY	SCHOOL DIRECTOR PAM LATORRE	SCHOOL DIRECTOR ED COYLE	SCHOOL DIRECTOR SEAN CARPENTER
0286 WEST GOSHEN S-4	SCHOOL DIRECTOR MARIA PIMLEY	SCHOOL DIRECTOR ED COYLE	SCHOOL DIRECTOR PAM LATORRE	SCHOOL DIRECTOR SEAN CARPENTER
0580 THORNBURY 1	SCHOOL DIRECTOR MARIA PIMLEY	SCHOOL DIRECTOR PAM LATORRE	SCHOOL DIRECTOR SEAN CARPENTER	SCHOOL DIRECTOR ED COYLE
0734 WESTTOWN 5	SCHOOL DIRECTOR MARIA PIMLEY	SCHOOL DIRECTOR ED COYLE	SCHOOL DIRECTOR PAM LATORRE	SCHOOL DIRECTOR SEAN CARPENTER
0760 WEST WHITELAND 2	SCHOOL DIRECTOR MARIA PIMLEY	SCHOOL DIRECTOR ED COYLE	SCHOOL DIRECTOR PAM LATORRE	SCHOOL DIRECTOR SEAN CARPENTER
0762 WEST WHITELAND 4	SCHOOL DIRECTOR SEAN CARPENTER	SCHOOL DIRECTOR ED COYLE	SCHOOL DIRECTOR MARIA PIMLEY	SCHOOL DIRECTOR PAM LATORRE
0763 WEST WHITELAND 5	SCHOOL DIRECTOR MARIA PIMLEY	SCHOOL DIRECTOR PAM LATORRE	SCHOOL DIRECTOR ED COYLE	SCHOOL DIRECTOR SEAN CARPENTER
0764 WEST WHITELAND 6	SCHOOL DIRECTOR MARIA PIMLEY	SCHOOL DIRECTOR ED COYLE	SCHOOL DIRECTOR SEAN CARPENTER	SCHOOL DIRECTOR PAM LATORRE
0810 WEST CHESTER 1	SCHOOL DIRECTOR MARIA PIMLEY	SCHOOL DIRECTOR PAM LATORRE	SCHOOL DIRECTOR ED COYLE	SCHOOL DIRECTOR SEAN CARPENTER
0835 WEST CHESTER 3	SCHOOL DIRECTOR MARIA PIMLEY	SCHOOL DIRECTOR PAM LATORRE	SCHOOL DIRECTOR ED COYLE	SCHOOL DIRECTOR SEAN CARPENTER
0860 WEST CHESTER 7	SCHOOL DIRECTOR MARIA PIMLEY	SCHOOL DIRECTOR PAM LATORRE	SCHOOL DIRECTOR ED COYLE	SCHOOL DIRECTOR SEAN CARPENTER
0846 WEST CHESTER 5	SCHOOL DIRECTOR MARIA PIMLEY	SCHOOL DIRECTOR PAM LATORRE	SCHOOL DIRECTOR ED COYLE	CT COM PLEAS JEFFREY SOMMER
0825 WEST CHESTER 2-W	SCHOOL DIRECTOR SEAN CARPENTER	TIE - SCHOOL DIRECTOR PIMLEY, COYLE	TIE - SCHOOL DIR LATORRE, CT COM PLEAS SOMMER, CLERK MARCELLO	SUPERIOR COURT VIC STABLE
0765 WEST WHITELAND 7	SCHOOL DIRECTOR MARIA PIMLEY	TIE - SCHOOL DIRECTOR COYLE, CARPENTER	SCHOOL DIRECTOR PAM LATORRE	SUPERIOR COURT VIC STABLE
0761 WEST WHITELAND 3	SCHOOL DIRECTOR MARIA PIMLEY	SCHOOL DIRECTOR SEAN CARPENTER	SCHOOL DIRECTOR ED COYLE	CT COM PLEAS JEFFREY SOMMER
0759 WEST WHITELAND 1	SCHOOL DIRECTOR MARIA PIMLEY	SCHOOL DIRECTOR ED COYLE	TIE - SCHOOL DIRECTOR LATORRE, CARPENTER	CT COM PLEAS JEFFREY SOMMER
0730 WESTTOWN 3	SCHOOL DIRECTOR MARIA PIMLEY	TIE - SCHOOL DIRECTOR LATORRE, COYLE	SCHOOL DIRECTOR SEAN CARPENTER	CT COM PLEAS JEFFREY SOMMER
0733 WESTTOWN 4	TIE - SCHOOL DIRECTOR PIMLEY, LATORRE	SCHOOL DIRECTOR SEAN CARPENTER	SCHOOL DIRECTOR ED COYLE	CT COM PLEAS JEFFREY SOMMER
0581 THORNBURY 2	TIE - SCHOOL DIRECTOR CARPENTER, TAX COLLECTOR NEALL	TIE - SCHOOL DIRECTOR PIMLEY, COYLE	SCHOOL DIRECTOR PAM LATORRE	CONTROLLER NORMAN MACQUEEN
0265 WEST GOSHEN M-1	TIE - SCHOOL DIRECTOR PIMLEY, CARPENTER	SCHOOL DIRECTOR ED COYLE	SCHOOL DIRECTOR PAM LATORRE	CT COM PLEAS JEFFREY SOMMER
0261 WEST GOSHEN N-3	SCHOOL DIRECTOR MARIA PIMLEY	TIE - SCHOOL DIRECTOR ED COYLE, SEAN CARPENTER	SCHOOL DIRECTOR PAM LATORRE	CT COM PLEAS JEFFREY SOMMER
0246 EAST GOSHEN 4	TIE - SCHOOL DIRECTOR PIMLEY, LATORRE	SCHOOL DIRECTOR ED COYLE	TIE - SCHOOL DIRECTOR CARPENTER, SUPERIOR CT STABLE	CT COM PLEAS JEFFREY SOMMER
0244 EAST GOSHEN 2	TIE - SCHOOL DIRECTOR CARPENTER, LATORRE	SCHOOL DIRECTOR MARIA PIMLEY	SCHOOL DIRECTOR ED COYLE	CT COM PLEAS JEFFREY SOMMER
0020 EAST BRADFORD N-1	SCHOOL DIRECTOR MARIA PIMLEY	SCHOOL DIRECTOR SEAN CARPENTER	TIE - SCHOOL DIRECTOR ED COYLE, PAM LATORRE	CT COM PLEAS JEFFREY SOMMER
0060 WEST CALN 1	SCHOOL DIRECTOR KIM MAMMEL	SCHOOL DIRECTOR LAURIE KNECHT	CT COM PLEAS JEFFREY SOMMER	SUPERIOR COURT VIC STABLE
0061 WEST CALN 2	SCHOOL DIRECTOR KIM MAMMEL	SCHOOL DIRECTOR LAURIE KNECHT	CT COM PLEAS JEFFREY SOMMER	CT COM PLEAS PATRICK CARMODY
0225 EAST FALLOWFIELD E	SCHOOL DIRECTOR KIM MAMMEL	SCHOOL DIRECTOR LAURIE KNECHT	CT COM PLEAS JEFFREY SOMMER	SUPERIOR COURT VIC STABLE
0240 FRANKLIN	SCHOOL DIRECTOR BRUCE DOBSCH	SCHOOL DIRECTOR BOB WICKES	CT COM PLEAS JEFFREY SOMMER	TOWNSHIP SUPERVISOR STEFFEN TORRES
0250 EAST GOSHEN 8	SCHOOL DIRECTOR MARIA PIMLEY	SCHOOL DIRECTOR PAM LATORRE	TIE - CT COM PLEAS SOMMER, INSPECTOR OF ELECTIONS FOSTER	SCHOOL DIRECTOR ED COYLE
0535 SADSBBURY NORTH	SCHOOL DIRECTOR KIM MAMMEL	SCHOOL DIRECTOR LAURIE KNECHT	TOWNSHIP SUPERVISOR JESSE DONOVAN	CT COM PLEAS JEFFREY SOMMER
0540 SADSBBURY SOUTH	SCHOOL DIRECTOR KIM MAMMEL	SCHOOL DIRECTOR LAURIE KNECHT	CT COM PLEAS JEFFREY SOMMER	TOWNSHIP SUPERVISOR JESSE DONOVAN
0720 WESTTOWN 1	SCHOOL DIRECTOR MARIA PIMLEY	SCHOOL DIRECTOR PAM LATORRE	CT COM PLEAS JEFFREY SOMMER	SCHOOL DIRECTOR SEAN CARPENTER
0842 WEST CHESTER 4	SCHOOL DIRECTOR PAM LATORRE	SCHOOL DIRECTOR MARIA PIMLEY	TIE - SUP CT STABLE, CONTROLLER MACQUEEN, CLERK MARCELLO	TIE - SCHOOL DIRECTOR COYLE, CARPENTER
0850 WEST CHESTER 6	SCHOOL DIRECTOR ED COYLE	TIE - SCHOOL DIRECTOR PIMLEY, LATORRE	SUPERIOR COURT VIC STABLE	SCHOOL DIRECTOR SEAN CARPENTER
0820 WEST CHESTER 2-E	TIE - ALL 4 SCHOOL DIRS, SUP CT STABLE, CNTLR MACQUEEN	TIE - CT COM PLEAS SOMMER, CORONER ECK	TIE - CLERK MARCELLO, TREASURER DUKE	CT COM PLEAS PATRICK CARMODY
0775 WILLISTOWN NORTH-2	SCHOOL DIRECTOR CAROL PALMACCIO	TIE - CT COM PLEAS SOMMER, CONTROLLER MACQUEEN	AUDITOR ANTHONY BUONANNO	SUPERIOR COURT VIC STABLE
0715 WEST GROVE 2	SCHOOL DIRECTOR PENN HUDSON	CT COM PLEAS JEFFREY SOMMER	MEMBER OF COUNCIL RICHARD TURKINGTON	CONTROLLER NORMAN MACQUEEN
0683 EAST VINCENT 4	SCHOOL DIRECTOR MELISSA BOOTH	CT COM PLEAS PATRICK CARMODY	CT COM PLEAS JEFFREY SOMMER	SUPERIOR COURT VIC STABLE
0620 TREDYFRIN MID-7	SCHOOL DIRECTOR RICHARD BRAKE	TOWNSHIP SUPERVISOR MICHELLE KICHLINE	TIE - TOWNSHIP SUPERVISOR LUKENS, SUPERIOR CT STABLE	CLERK OF COURTS ROBIN MARCELLO
0618 TREDYFRIN MID-5	SCHOOL DIRECTOR PETER CONNERS	TOWNSHIP SUPERVISOR TRIP LUKENS	TIE - CT COM PLEAS SOMMER, INSPECTOR OF ELECTIONS CHRISTENSEN	CONTROLLER NORMAN MACQUEEN
0605 TREDYFRIN EAST-5	SCHOOL DIRECTOR PETER CONNERS	CT COM PLEAS JEFFREY SOMMER	TOWNSHIP SUPERVISOR TRIP LUKENS	CLERK OF COURTS ROBIN MARCELLO
0590 TREDYFRIN EAST-2	SCHOOL DIRECTOR PETER CONNERS	INSPECTOR OF ELECTIONS MAUREEN LEVIN	CT COM PLEAS JEFFREY SOMMER	TOWNSHIP SUPERVISOR TRIP LUKENS
0585 TREDYFRIN EAST-1	TIE - CT COM PLEAS SOMMER, SCHOOL DIRECTOR CONNERS	TIE - CT COM PLEAS CARMODY, TOWNSHIP SUPERVISOR LUKENS	CONTROLLER NORMAN MACQUEEN	SUPERIOR COURT VIC STABLE
0450 PENN	SCHOOL DIRECTOR JOHN EMMONS	CT COM PLEAS JEFFREY SOMMER	CT COM PLEAS PATRICK CARMODY	TOWNSHIP SUPERVISOR KEN BRYSON
0453 PENNSBURY N-1	SCHOOL DIRECTOR CAROLYN DANIELS	CONTROLLER NORMAN MACQUEEN	CLERK OF COURTS ROBIN MARCELLO	CORONER GORDON ECK
0454 PENNSBURY NORTH-2	SCHOOL DIRECTOR CAROLYN DANIELS	CT COM PLEAS JEFFREY SOMMER	CT COM PLEAS PATRICK CARMODY	CORONER GORDON ECK
0395 NEW LONDON	SCHOOL DIRECTOR JOHN EMMONS	CT COM PLEAS JEFFREY SOMMER	CT COM PLEAS PATRICK CARMODY	SUPERIOR COURT VIC STABLE
0370 MODENA	SCHOOL DIRECTOR KIM MAMMEL	SUPERIOR CT STABLE, CONTROLLER MACQUEEN, CLERK OF CTS MAR	TIE - CT COM PLEAS SOMMER, SCHOOL DIRECTOR KNECHT	CT COM PLEAS PATRICK CARMODY
0340 LONDON GROVE CH	SCHOOL DIRECTOR PENN HUDSON	CT COM PLEAS JEFFREY SOMMER	CT COM PLEAS PATRICK CARMODY	SUPERIOR COURT VIC STABLE
0345 LONDON GROVE S	SCHOOL DIRECTOR PENN HUDSON	CT COM PLEAS JEFFREY SOMMER	CONTROLLER NORMAN MACQUEEN	SUPERIOR COURT VIC STABLE
0330 LONDON BRITAIN	SCHOOL DIRECTOR BRUCE DOBSCH	CT COM PLEAS JEFFREY SOMMER	SCHOOL DIRECTOR BOB WICKES	CT COM PLEAS PATRICK CARMODY
0280 WEST GOSHEN S-2	SCHOOL DIRECTOR PAM LATORRE	CT COM PLEAS JEFFREY SOMMER	SCHOOL DIRECTOR MARIA PIMLEY	SCHOOL DIRECTOR SEAN CARPENTER
0230 EAST FALLOWFIELD W	SCHOOL DIRECTOR KIM MAMMEL	CT COM PLEAS JEFFREY SOMMER	SCHOOL DIRECTOR LAURIE KNECHT	TOWNSHIP SUPERVISOR CHARLES KILGORE
0090 COATESVILLE 3	SCHOOL DIRECTOR ROBERT BECKERSHOFF	CT COM PLEAS JEFFREY SOMMER	SUPERIOR COURT VIC STABLE	CLERK OF COURTS ROBIN MARCELLO
0010 AVONDALE	SCHOOL DIRECTOR PENN HUDSON	CT COM PLEAS JEFFREY SOMMER	MEMBER OF COUNCIL JAMES DUFFY	SUPERIOR COURT VIC STABLE
0024 EAST BRADFORD S-2	CT COM PLEAS JEFFREY SOMMER	SCHOOL DIRECTOR MARIA PIMLEY	SCHOOL DIRECTOR PAM LATORRE	SCHOOL DIRECTOR ED COYLE
0725 WESTTOWN 2	CT COM PLEAS JEFFREY SOMMER	SCHOOL DIRECTOR MARIA PIMLEY	SCHOOL DIRECTOR PAM LATORRE	SCHOOL DIRECTOR ED COYLE
0030 WEST BRADFORD 2	CT COM PLEAS JEFFREY SOMMER	TIE - SUPERIOR CT STABLE, SCHOOL DIR ALBRIGHT	CONTROLLER NORMAN MACQUEEN	CT COM PLEAS PATRICK CARMODY
0056 EAST CALN 2	CT COM PLEAS JEFFREY SOMMER	SCHOOL DIRECTOR BARBARA ALBRIGHT	SUPERIOR COURT VIC STABLE	CLERK OF COURTS ROBIN MARCELLO
0080 COATESVILLE 2	CT COM PLEAS JEFFREY SOMMER	SCHOOL DIRECTOR ROBERT BECKERSHOFF	CONTROLLER NORMAN MACQUEEN	CLERK OF COURTS ROBIN MARCELLO
0204 EASTTOWN 4	CT COM PLEAS JEFFREY SOMMER	SCHOOL DIRECTOR DOUG CARLSON	CT COM PLEAS PATRICK CARMODY	SUPERIOR COURT VIC STABLE
0207 EASTTOWN 5	CT COM PLEAS JEFFREY SOMMER	TIE - CT COM PLEAS CARMODY, SCHOOL DIRECTOR LASTNER	SUPERIOR COURT VIC STABLE	SCHOOL DIRECTOR DOUG CARLSON
0210 EASTTOWN 6	CT COM PLEAS JEFFREY SOMMER	CHOO DIRECTOR LASTNER, CLERK OF COURTS MARCELLO, CORONE	SUPERIOR COURT VIC STABLE	CT COM PLEAS PATRICK CARMODY
0213 EASTTOWN 7	CT COM PLEAS JEFFREY SOMMER	TIE - SUPERIOR CT STABLE, SCHOOL DIRECTOR CARLSON	SCHOOL DIRECTOR VIRGINIA LASTNER	CLERK OF COURTS ROBIN MARCELLO
0457 PENNSBURY SOUTH-2	CT COM PLEAS JEFFREY SOMMER	SCHOOL DIRECTOR CAROLYN DANIELS	TIE - CT COM PLEAS CARMODY, SUPERIOR CT STABLE	CLERK OF COURTS ROBIN MARCELLO
0565 SPRING CITY 2	MEMBER OF COUNCIL THOMAS KRATZ	SCHOOL DIRECTOR ROBERT WEBER	CT COM PLEAS JEFFREY SOMMER	CLERK OF COURTS ROBIN MARCELLO
0595 TREDYFRIN EAST-3	INSPECTOR OF ELECTIONS CATHERINE MCBRYAN	SCHOOL DIRECTOR PETER CONNORS	CLERK OF COURTS ROBIN MARCELLO	TOWNSHIP SUPERVISOR MICHELLE KICHLINE
0619 TREDYFRIN MID-6	CT COM PLEAS JEFFREY SOMMER	SCHOOL DIRECTOR PETER CONNORS	TWP SUP AT LG TRIP LUKENS	SUPERIOR COURT VIC STABLE
0655 UWCHLAN 3	CT COM PLEAS JEFFREY SOMMER	SCHOOL DIRECTOR BOB YORCZYK	SUPERIOR COURT VIC STABLE	CONTROLLER NORMAN MACQUEEN
0658 UWCHLAN 6	CT COM PLEAS JEFFREY SOMMER	SCHOOL DIRECTOR SUZANNE SIMONELLI	CT COM PLEAS PATRICK CARMODY	SUPERIOR COURT VIC STABLE
0661 UWCHLAN 9	CT COM PLEAS JEFFREY SOMMER	SCHOOL DIRECTOR BOB YORCZYK	SUPERIOR COURT VIC STABLE	CLERK OF COURTS ROBIN MARCELLO
0100 COATESVILLE 4	CT COM PLEAS JEFFREY SOMMER	CONTROLLER NORMAN MACQUEEN	TIE - SCH DIR BECKERSHOFF, SUPERIOR CT STABLE, CLERK MARCELLO	CORONER GORDON ECK
0120 COATESVILLE 5	CLERK OF COURT ROBIN MARCELLO	TIE - CT COM PLEAS JEFFREY SOMMER, SUPERIOR CT VIC STABLE	TIE - SCHOOL DIRECTOR BECKERSHOFF, CORONER ECK	CONTROLLER NORMAN MACQUEEN
0170 SOUTH COVENTRY	CT COM PLEAS JEFFREY SOMMER	CT COM PLEAS PATRICK CARMODY	SCHOOL DIRECTOR MELISSA BOOTH	SUPERIOR COURT VIC STABLE
0195 EASTTOWN 1	CT COM PLEAS JEFFREY SOMMER	CT COM PLEAS PATRICK CARMODY	SCHOOL DIRECTOR VIRGINIA LASTNER	SCHOOL DIRECTOR DOUG CARLSON

0375 EAST NANTMEAL	CT COM PLEAS JEFFREY SOMMER	SUPERIOR COURT VIC STABILE	TIE - CT COM PLEAS CARMODY, SCHOOL DIRECTOR BOOTH	CLERK OF COURTS ROBIN MARCELLO
0462 PHOENIXVILLE NORTH-2	CT COM PLEAS JEFFREY SOMMER	SUPERIOR COURT VIC STABILE	TIE - CORONER ECK, SCHOOL DIRECTOR CUSHING	MEMBER OF COUNCIL ION ICHTER II
0560 SPRING CITY 1	CT COM PLEAS PATRICK CARMODY	MEMBER OF COUNCIL LOUIS DIGUISEPPE	SCHOOL DIRECTOR ROBERT WEBER	CT COM PLEAS JEFFREY SOMMER
0570 SPRING CITY 3	MEMBER OF COUNCIL LOUIS DIGUISEPPE	CT COM PLEAS JEFFREY SOMMER	TIE - MEMBER OF COUNCIL KRATZ, SCHOOL DIRECTOR WEBER	MEMBER OF COUNCIL DANIEL BAUMAN SR
0600 TREDYFFRIN EAST-4	CT COM PLEAS JEFFREY SOMMER	TOWNSHIP SUPERVISOR MICHELLE KICHLINE	SCHOOL DIRECTOR RICHARD BRAKE	TOWNSHIP SUPERVISOR TRIP LUKENS
0647 TREDYFFRIN WEST-5	TWP SUP AT LG TRIP LUKENS	TIE-CT COM PLEAS SOMMER, SUPERIOR CT. STABILE	TIE-SCHOOL DIR BRAKE, TWP SUP AT LG KICHLINE	CONTROLLER NORMAN MACQUEEN
0656 UWCHLAN 4	CT COM PLEAS JEFFREY SOMMER	SUPERIOR COURT VIC STABILE	SCHOOL DIRECTOR BOB YORCZYK	TIE - CONTROLLER MACQUEEN, CLERK MARCELLO, TREASURER DUKE
0682 EAST VINCENT 3	CT COM PLEAS JEFFREY SOMMER	SUPERIOR COURT VIC STABILE	SCHOOL DIRECTOR MELISSA BOOTH	CONTROLLER NORMAN MACQUEEN
0700 WARWICK EAST	INSPECTOR OF ELECTIONS BARBARA WADE	TIE - CT COM PLEAS SOMMER, CARMODY	SCHOOL DIRECTOR MELISSA BOOTH	CLERK OF COURTS ROBIN MARCELLO
0710 WEST GROVE 1	CT COM PLEAS JEFFREY SOMMER	SUPERIOR COURT VIC STABILE	TIE - CONTROLLER MACQUEEN, SCHOOL DIRECTOR EMMONS	CT COM PLEAS PATRICK CARMODY
0795 WILLISTOWN NORTH-6	CT COM PLEAS JEFFREY SOMMER	TIE - TWP SUP LANGE, SUPERIOR CT STABILE, CORONER ECK	TIE - SCHOOL DIRECTOR PALMACCIO, AUDITOR BUONANNANO	TIE - CLERK OF CTS MARCELLO, CONTROLLER MACQUEEN
0657 UWCHLAN 5	CT COM PLEAS JEFFREY SOMMER	CLERK OF COURTS ROBIN MARCELLO	SUPERIOR COURT VIC STABILE	SCHOOL DIRECTOR BOB YORCZYK
0640 TREDYFFRIN WEST-3	TWP SUP AT LG TRIP LUKENS	CT COM PLEAS JEFFREY SOMMER	TWP SUP AT LG MICHELLE KICHLINE	SCHOOL DIRECTOR RICHARD BRAKE
0616 TREDYFFRIN MID-3	TOWNSHIP SUPERVISOR MICHELLE KICHLINE	TIE - INSPECTOR OF ELECTIONS BAILEY, TWP SUP LUKENS	CT COM PLEAS JEFFREY SOMMER	SCHOOL DIRECTOR RICHARD BRAKE
0617 TREDYFFRIN MID-4	TOWNSHIP SUPERVISOR TRIP LUKENS	INSPECTOR OF ELECTIONS JACK MARCHIANO	CT COM PLEAS JEFFREY SOMMER	SCHOOL DIRECTOR RICHARD BRAKE
0474 PHOENIXVILLE EAST-3	SUPERIOR COURT VIC STABILE	CT COM PLEAS JEFFREY SOMMER	CONTROLLER NORMAN MACQUEEN	SCHOOL DIRECTOR DANIEL CUSHING
0472 PHOENIXVILLE EAST-1	SUPERIOR COURT VIC STABILE	CT COM PLEAS JEFFREY SOMMER	CORONER GORDON ECK	SCHOOL DIRECTOR DANIEL CUSHING
0463 PHOENIXVILLE NORTH-3	CT COM PLEAS JEFFREY SOMMER	SUPERIOR COURT VIC STABILE	CT COM PLEAS PATRICK CARMODY	SCHOOL DIRECTOR DANIEL CUSHING
0456 PENNSBURG SOUTH-1	CT COM PLEAS JEFFREY SOMMER	TIE - CT COM PLEAS CARMODY, SUPERIOR CT STABILE	INSPECTOR OF ELECTIONS JANET REED	TIE - SCHOOL DIRECTOR DANIELS, CLERK OF CTS MARCELLO
0198 EASTTOWN 2	CT COM PLEAS JEFFREY SOMMER	JUDGE OF ELECTIONS SCOTT NOLAN	CT COM PLEAS PATRICK CARMODY	SCHOOL DIRECTOR VIRGINIA LASTNER
0165 EAST COVENTRY 2	CT COM PLEAS JEFFREY SOMMER	CT COM PLEAS PATRICK CARMODY	SUPERIOR COURT VIC STABILE	TIE - SCHOOL DIR BOOTH, CLERK OF COURTS MARCELLO
0155 NORTH COVENTRY W-1	CT COM PLEAS JEFFREY SOMMER	SUPERIOR COURT VIC STABILE	TIE - CT COM PLEAS CARMODY, CLERK OF COURT MARCELLO	TIE - CONTROLLER MACQUEEN, SCHOOL DIR BOOTH
0054 CALN 4	CT COM PLEAS JEFFREY SOMMER	SUPERIOR COURT VIC STABILE	TOWNSHIP COMMISSIONER JOHN CONTENTO	SCHOOL DIRECTOR STU DEETS

As Pennsylvania citizens studied the above data along with the 2013 precinct reports, they started noticing that certain school districts were standing out among the others with the low Republican vote total patterns.

A chart was then made, consisting of the Republican precincts identified in 2013. These precincts were designated Republican due to Republicans winning every race or the majority of races in the 2013 Municipal Election. Once the precincts were identified, notes were taken showing which races the Republicans lost in the majority-won precincts. What they found was very concerning.

School districts that stood out are seen below. Red cells represent the precincts where Republicans won every race, and pink cells represent the precincts where the majority of races were won by Republicans. **In the pink cells, it was written which races the Republicans lost**, making that precinct's designation go pink.

AVON GROVE SCHOOL DISTRICT	
0010 AVONDALE	SCHOOL DIRECTOR, 1/3 MEMB OF CNCL
0240 FRANKLIN	2/2 SCHOOL DIRECTORS
0340 LONDON GROVE CH	
0345 LONDON GROVE S	SCHOOL DIRECTOR
0395 NEW LONDON	SCHOOL DIRECTOR
0450 PENN	SCHOOL DIRECTOR
0330 LONDON BRITAIN	2/2 SCHOOL DIRECTORS

WEST CHESTER SCHOOL DISTRICT R1	
0255 WEST GOSHEN N-1	4/4 SCHOOL DIRECTORS
0261 WEST GOSHEN N-3	4/4 SCHOOL DIRECTORS
0262 WEST GOSHEN N-4	4/4 SCHOOL DIRECTORS
0285 WEST GOSHEN S-3	4/4 SCHOOL DIRECTORS

WEST CHESTER SCHOOL DISTRICT R2	
0243 EAST GOSHEN 1	
0244 EAST GOSHEN 2	
0245 EAST GOSHEN 3	
0247 EAST GOSHEN 5	
0248 EAST GOSHEN 6	3/4 SCHOOL DIRECTORS
0249 EAST GOSHEN 7	
0250 EAST GOSHEN 8	
0251 EAST GOSHEN 9	4/4 SCHOOL DIRECTORS
0759 WEST WHITELAND 1	4/4 SCHOOL DIRECTORS, TWP SUP
0761 WEST WHITELAND 3	
0764 WEST WHITELAND 6	1/4 SCHOOL DIRECTORS

WEST CHESTER SCHOOL DISTRICT R3	
0021 EAST BRADFORD N-2	4/4 SCHOOL DIRECTORS
0023 EAST BRADFORD S-1	4/4 SCHOOL DIRECTORS
0024 EAST BRADFORD S-2	
0280 WEST GOSHEN S-2	4/4 SCH DIRS, 1/2 CT COM PLEAS, MAG DIS JDG
0286 WEST GOSHEN S-4	4/4 SCH DIRS, 1/2 CT COM PLEAS, SUP CT, MAG DIS JDG
0580 THORNBURY 1	2/4 SCHOOL DIRECTORS
0581 THORNBURY 2	4/4 SCHOOL DIRECTORS, TAX COLL
0720 WESTTOWN 1	4/4 SCHOOL DIRECTORS
0725 WESTTOWN 2	
0730 WESTTOWN 3	4/4 SCHOOL DIRECTORS
0733 WESTTOWN 4	
0734 WESTTOWN 5	4/4 SCHOOL DIRECTORS

Of the Republican precincts found in each school district, it was discovered that many Republican School Director candidates were losing their races. Not only that, but in many instances, they were the ONLY race that the Republicans lost in that precinct.

How could this happen? Why would Republicans vote for all their other candidates, but not their School Directors?

Are these losing results in Republican precincts the product of so many votes being removed from the Republican School Board candidates, and then added to their opponents?

Were the Avon Grove and West Chester School Districts targeted to have an extra number of votes removed from their totals compared to the other precincts shown above? Please note that Avon Grove School District regions in total only had seven Republican precincts found, so they were combined into an "Avon Grove" designation.

Is what is being seen natural?

The Republican School Director candidate vote totals in the West Chester School District are alarming. In the chart where their names are in green, it is clearly seen that Maria Armandi Pimley, Pam Latorre, Ed Coyle and Sean Carpenter are all in the lowest four vote totals among all Republican candidates and across many precincts. Combine that with clues from several West Chester districts showing the Republican School Director candidates losing their races in Republican precincts, and you have a situation that clearly needs investigation. The problem is it is 11 years too late. What can be learned from what we have discovered? What was the outcome of the West Chester School District races in 2013? See below:

SCHOOL DIRECTOR WEST CHESTER
VOTE FOR NOT MORE THAN 4

SEAN CARPENTER (REP).	8,046	11.47
ED COYLE (REP).	8,046	11.47
PAM LATORRE (REP).	7,941	11.32
MARIA ARMANDI PIMLEY (REP).	7,688	10.96
JOYCE CHESTER (DEM)	9,708	13.84
ROBIN KALINER (DEM)	9,592	13.67
CHRIS MCCUNE (DEM)	9,679	13.80
RICKY L SWALM (DEM)	9,395	13.39
WRITE-IN.	49	.07

To see the cumulative 2013 Chester County Municipal Election results, [CLICK HERE](#).

To see the 2013 Chester County precinct reports, [CLICK HERE](#).

To conclude with 2013, here is a list of the school districts that were affected with one or more precincts having low Republican School Director vote totals.

- Avon Grove Region 1
- Avon Grove Region 2
- Avon Grove Region 3
- Coatesville Region 1
- Coatesville Region 2
- Coatesville Region 3
- Downingtown Region 4
- Downingtown Region 6
- Downingtown Region 8
- Great Valley Region 3
- Owen J. Roberts
- Phoenixville
- Spring Ford Region 3
- Tredyffrin Easttown Region 1
- Tredyffrin Easttown Region 2
- Tredyffrin Easttown Region 3
- Unionville Chadds Ford Region C
- West Chester Region 1
- West Chester Region 2
- West Chester Region 3

2015

After the election in November 2015, the Democratic party took over the majority of the Pennsylvania Supreme Court. The November 2015 election in Chester County is seen with a very concerning anomaly, showing two of the three Republican Supreme Court candidates receiving the lowest Republican vote totals in 223 of 227 precincts. All three Republican Supreme Court candidates were seen in the bottom three vote totals in 126 of 227 precincts. The lowest three Republican vote totals were analyzed because there were three Republican Supreme Court candidates running for this race. To learn more about the 2015 PA Supreme Court race, go to <https://votepatterns.com>.

What stands out in the 2015 precinct results are Republican School Director candidates, along with the Republican Supreme court candidates, receiving the lowest three totals. This occurs in 68 Chester County precincts. To see which precincts were affected, see the chart below:

0090 COATESVILLE 3	TIE - SC COVEY, GEORGE, SCHOOL DIR BROWNFIELD	TIE-SUP CT GIORDANO, COMM KICHLINE, SHERIFF WELSH	TIE-SC OLSON, C CT LALLEY, SCHOOL DIR BECKERSHOFF
0456 PENNSBURY SOUTH-1	TIE - SCHOOL DIRECTOR RAMUNNO, MURPHY	TIE - SUPREME COURT COVEY, OLSON	TIE - SUPREME COURT GEORGE, SCHOOL DIR DANIELS
0835 WEST CHESTER 3	SCHOOL DIRECTOR DEBRA MACCARIELLA	SUPREME COURT ANNE COVEY	TIE - SUPREME CT GEORGE, SCHOOL DIR PAUL
0415 OXFORD EAST	SCHOOL DIRECTOR ROBERT TENGA	SUPREME COURT ANNE COVEY	SUPREME COURT MIKE GEORGE
0420 OXFORD WEST	SCHOOL DIRECTOR ROBERT TENGA	SUPREME COURT MIKE GEORGE	SUPREME COURT ANNE COVEY
0425 LOWER OXFORD E	TIE - SCHOOL DIR TENGA, SUPREME CT COVEY, GEORGE	SUPREME COURT JUDY OLSON	COMMISSIONER MICHELLE KICHLINE
0430 LOWER OXFORD WEST	SCHOOL DIRECTOR ROBERT TENGA	SUPREME COURT MIKE GEORGE	SUPREME COURT ANNE COVEY
0454 PENNSBURY NORTH-2	SCHOOL DIRECTOR LORRAINE RAMUNNO	SUPREME COURT ANNE COVEY	SUPREME COURT MIKE GEORGE
0457 PENNSBURY SOUTH-2	SCHOOL DIRECTOR LORRAINE RAMUNNO	SUPREME COURT ANNE COVEY	SUPREME COURT MIKE GEORGE
0550 SCHUYLKILL 1	SCHOOL DIRECTOR PAUL SLANINKA	SUPREME COURT ANNE COVEY	SUPREME COURT MIKE GEORGE
0585 TREDYFFRIN EAST-1	SCHOOL DIRECTOR NEILL KLING	SUPREME COURT MIKE GEORGE	SUPREME COURT ANNE COVEY
0617 TREDYFFRIN MID-4	SCHOOL DIRECTOR KRIS GRAHAM	SUPREME COURT MIKE GEORGE	SUPREME COURT ANNE COVEY
0790 WILLISTOWN NORTH-5	SCHOOL DIRECTOR PHILIP FORET	SUPREME COURT ANNE COVEY	SUPREME COURT MIKE GEORGE
0842 WEST CHESTER 4	TIE - SUPREME CT GEORGE, SCHOOL DIR PAUL	SUPREME COURT JUDY OLSON	SUPREME COURT ANNE COVEY
0453 PENNSBURY N-1	SCHOOL DIRECTOR LORRAINE RAMUNNO	SCHOOL DIRECTOR CAROLYN DANIELS	SUPREME COURT ANNE COVEY
0614 TREDYFFRIN MID-1	SCHOOL DIRECTOR NEAL COLLIGAN	SCHOOL DIRECTOR NEIL KLING	SUPREME COURT MIKE GEORGE
0820 WEST CHESTER 2-E	TIE - COMMISSIONER KICHLINE, SCHOOL DIR MACCARIELLA	TIE - SUPREME COURT GEORGE, SCHOOL DIR PAUL	TIE - SUPREME CT COVEY, OLSON, SUPERIOR CT GIORDANO
0070 COATESVILLE 1	SUPREME COURT ANNE COVEY	TIE - SUPREME CT GEORGE, SCHOOL DIR BROWNFIELD	SUPREME COURT JUDY OLSON
0080 COATESVILLE 2	SUPREME COURT ANNE COVEY	SCHOOL DIRECTOR ROBERT BECKERSHOFF	SUPREME COURT MIKE GEORGE
0410 WEST NOTTINGHAM	SUPREME COURT MIKE GEORGE	TIE - SUPREME COURT COVEY, SCHOOL DIR TENGA	SUPREME COURT JUDY OLSON
0435 UPPER OXFORD	SUPREME COURT ANNE COVEY	SCHOOL DIRECTOR ROBERT TENGA	SUPREME COURT MIKE GEORGE
0521 EAST PIKELAND 3	SUPREME COURT MIKE GEORGE	SCHOOL DIRECTOR DAVID ZIEV	SUPREME COURT ANNE COVEY
0590 TREDYFFRIN EAST-2	SUPREME COURT ANNE COVEY	SCHOOL DIRECTOR NEILL KLING	SUPREME COURT MIKE GEORGE
0647 TREDYFFRIN WEST-5	SUPREME COURT ANNE COVEY	SCHOOL DIRECTOR KRIS GRAHAM	SUPREME COURT MIKE GEORGE
0762 WEST WHITELAND 4	TIE - SUPREME COURT COVEY, GEORGE	SCHOOL DIRECTOR CHRISTOPHER TABAKIN	COMMISSIONER MICHELLE KICHLINE
0120 COATESVILLE 5	SUPREME COURT MIKE GEORGE	TIE - SC COVEY, SCHOOL DIR BECKERSHOFF	TIE - COMM KICHLINE, SCHOOL DIR BROWNFIELD
0215 ELK	SUPREME COURT ANNE COVEY	TIE - SUPREME CT GEORGE, SCHOOL DIR TENGA	SCHOOL DIRECTOR MARK PATTERSON
0596 SCHUYLKILL 3	TIE - SUPREME COURT COVEY, GEORGE	SCHOOL DIRECTOR PAUL SLANINKA	SCHOOL DIRECTOR DAVID ZIEV
0846 WEST CHESTER 5	SUPREME COURT ANNE COVEY	TIE - SUPREME CT GEORGE, SCHOOL DIR PAUL	SCHOOL DIRECTOR DEBRA MACCARIELLA
0850 WEST CHESTER 6	TIE - SUPREME COURT COVEY, GEORGE	SCHOOL DIRECTOR VINCE PAUL	SCHOOL DIRECTOR DEBRA MACCARIELLA
0100 COATESVILLE 4	COMMISSIONER MICHELLE KICHLINE	SUPREME COURT ANNE COVEY	TIE-SC OLSON, SCHOOL D BROWNFIELD, BECKERSHOFF
0243 EAST GOSHEN 1	TIE - SUPREME COURT COVEY, GEORGE	SUPREME COURT JUDY OLSON	SCHOOL DIRECTOR CHRISTOPHER TABAKIN
0245 EAST GOSHEN 3	SUPREME COURT ANNE COVEY	SUPREME COURT MIKE GEORGE	SCHOOL DIRECTOR KAREN HERRMANN
0246 EAST GOSHEN 4	SUPREME COURT MIKE GEORGE	SUPREME COURT ANNE COVEY	SCHOOL DIRECTOR CHRISTOPHER TABAKIN
0247 EAST GOSHEN 5	SUPREME COURT ANNE COVEY	SUPREME COURT MIKE GEORGE	SCHOOL DIRECTOR CHRISTOPHER TABAKIN
0248 EAST GOSHEN 6	SUPREME COURT ANNE COVEY	SUPREME COURT MIKE GEORGE	SCHOOL DIRECTOR CHRISTOPHER TABAKIN
0249 EAST GOSHEN 7	SUPREME COURT ANNE COVEY	SUPREME COURT MIKE GEORGE	SCHOOL DIRECTOR CHRISTOPHER TABAKIN
0250 EAST GOSHEN 8	SUPREME COURT ANNE COVEY	SUPREME COURT MIKE GEORGE	SCHOOL DIRECTOR CHRISTOPHER TABAKIN
0255 WEST GOSHEN N-1	SUPREME COURT MIKE GEORGE	SUPREME COURT ANNE COVEY	SCHOOL DIRECTOR VINCE PAUL
0262 WEST GOSHEN N-4	SUPREME COURT ANNE COVEY	SUPREME COURT MIKE GEORGE	SCHOOL DIRECTOR VINCE PAUL
0265 WEST GOSHEN M-1	SUPREME COURT ANNE COVEY	TIE - SUPREME COURT GEORGE, OLSON	SCHOOL DIRECTOR DEBRA MACCARIELLA
0270 WEST GOSHEN M-2	SUPREME COURT MIKE GEORGE	SUPREME COURT ANNE COVEY	SCHOOL DIRECTOR VINCE PAUL
0285 WEST GOSHEN S-3	SUPREME COURT ANNE COVEY	SUPREME COURT MIKE GEORGE	SCHOOL DIRECTOR VINCE PAUL
0370 MODENA	SUPREME COURT MIKE GEORGE	TIE - SUPREME COURT COVEY, OLSON	SCHOOL DIRECTOR TOM SIEDENBUEHL
0406 EAST NOTTINGHAM W	TOWNSHIP SUPERVISOR JOSEPH HERLIHY	SUPREME COURT ANNE COVEY	SCHOOL DIRECTOR ROBERT TENGA
0467 PHOENIXVILLE M-1	TIE - SUPREME COURT COVEY, OLSON	SUPREME COURT MIKE GEORGE	SCHOOL DIRECTOR KEVIN PATTINSON
0468 PHOENIXVILLE M-2	SUPREME COURT ANNE COVEY	SUPREME COURT MIKE GEORGE	SCHOOL DIRECTOR DAVID ZIEV
0473 PHOENIXVILLE EAST-2	SUPREME COURT MIKE GEORGE	SUPREME COURT ANNE COVEY	TIE - SUPREME COURT OLSON, SCHOOL DIR PATTINSON
0479 PHOENIXVILLE WEST-3	SUPREME COURT ANNE COVEY	SUPREME COURT MIKE GEORGE	SCHOOL DIRECTOR PAUL SLANINKA
0515 EAST PIKELAND 1	SUPREME COURT ANNE COVEY	SUPREME COURT MIKE GEORGE	SCHOOL DIRECTOR PAUL SLANINKA
0520 EAST PIKELAND 2	SUPREME COURT ANNE COVEY	SUPREME COURT MIKE GEORGE	SCHOOL DIRECTOR PAUL SLANINKA
0555 SCHUYLKILL 2	SUPREME COURT ANNE COVEY	SUPREME COURT MIKE GEORGE	TIE - SCHOOL DIRECTORS PATTINSON, SLANINKA
0558 SCHUYLKILL 4	SUPREME COURT ANNE COVEY	SUPREME COURT MIKE GEORGE	SCHOOL DIRECTOR PAUL SLANINKA
0565 SPRING CITY 2	SUPREME COURT ANNE COVEY	SUPREME COURT JUDY OLSON	TIE - SUPREME CT GEORGE, SCHOOL DIRECTOR DEHNERT
0595 TREDYFFRIN EAST-3	SUPREME COURT MIKE GEORGE	SUPREME COURT ANNE COVEY	SCHOOL DIRECTOR NEIL KLING
0605 TREDYFFRIN EAST-5	SUPREME COURT ANNE COVEY	SUPREME COURT MIKE GEORGE	SCHOOL DIRECTOR NEAL COLLIGAN
0618 TREDYFFRIN MID-5	SUPREME COURT MIKE GEORGE	SUPREME COURT ANNE COVEY	TIE - SCHOOL DIRECTOR COLLIGAN, KLING
0619 TREDYFFRIN MID-6	SUPREME COURT MIKE GEORGE	SUPREME COURT ANNE COVEY	TIE - SCHOOL DIRECTOR COLLIGAN, KLING
0635 TREDYFFRIN WEST-2	SUPREME COURT ANNE COVEY	SUPREME COURT MIKE GEORGE	SCHOOL DIRECTOR KRIS GRAHAM
0640 TREDYFFRIN WEST-3	SUPREME COURT ANNE COVEY	SUPREME COURT MIKE GEORGE	SCHOOL DIRECTOR KRIS GRAHAM
0645 TREDYFFRIN WEST-4	SUPREME COURT ANNE COVEY	SUPREME COURT MIKE GEORGE	SCHOOL DIRECTOR EDWARD SWEENEY
0760 WEST WHITELAND 2	SUPREME COURT MIKE GEORGE	SUPREME COURT ANNE COVEY	SCHOOL DIRECTOR CHRISTOPHER TABAKIN
0763 WEST WHITELAND 5	SUPREME COURT ANNE COVEY	SUPREME COURT MIKE GEORGE	SCHOOL DIRECTOR CHRISTOPHER TABAKIN
0780 WILLISTOWN NORTH-3	SUPREME COURT ANNE COVEY	SUPREME COURT MIKE GEORGE	SCHOOL DIRECTOR PHILIP FORET
0795 WILLISTOWN NORTH-6	SUPREME COURT MIKE GEORGE	SUPREME COURT JUDY OLSON	TIE - SCHOOL DIRECTOR FORET, SUPREME CT COVEY
0800 WILLISTOWN SOUTH-1	SUPREME COURT MIKE GEORGE	SUPREME COURT ANNE COVEY	SCHOOL DIRECTOR PHILIP FORET
0825 WEST CHESTER 2-W	SUPREME COURT ANNE COVEY	SUPREME COURT MIKE GEORGE	SCHOOL DIRECTOR DEBRA MACCARIELLA
0860 WEST CHESTER 7	SUPREME COURT ANNE COVEY	SUPREME COURT MIKE GEORGE	SCHOOL DIRECTOR VINCE PAUL
0041 WEST BRANDYWINE E-2	N/A	N/A	N/A
0671 VALLEY N-2	N/A	N/A	N/A
0672 VALLEY N-3	N/A	N/A	N/A

Was an algorithm run in 2015 to deduct votes from Republican Supreme Court and School Director candidates, and then added to their opponents' vote totals? Or was this outcome a natural occurrence? In the 126 precincts where all three Republican Supreme Court candidates received the lowest three vote totals, did School Director candidates earn the fourth lowest score in any of those precincts? This needs to be further investigated.

From 2013 to 2015, why did the number of precincts showing low vote totals for Republican School Director candidates go down significantly in Chester County? The number was reduced by 45 precincts. This might be due to not as many precincts running School Director candidates and needs to be looked into. Out of 227 total precincts in 2015 however, 68 still is a very large number of precincts showing the low vote total pattern. Coincidentally, 2013 was the first year of President Barack Obama's second term. Was some effort towards the school director races started in 2013? Investigation needs to be conducted into 2011 to see how many Chester County precincts displayed this low vote pattern among Republican School Director candidates.

The 2015 Tredyffrin Middle 1 precinct report below provides an example of the lowest/highest pattern:

PRECINCT REPORT	OFFICIAL RESULTS
RUN DATE:12/01/15	GENERAL ELECTION, NOV 3, 2015
RUN TIME:09:57 AM	CHESTER COUNTY, PA

0614 TREDYFFRIN MID-1	
	VOTES PERCENT
REGISTERED VOTERS - TOTAL	613
BALLOTS CAST - TOTAL	225
VOTER TURNOUT - TOTAL	36.70

STRAIGHT PARTY	
VOTE FOR NOT MORE THAN 1	
DEMOCRATIC (DEM)	66 57.39
REPUBLICAN (REP)	48 41.74
INDEPENDENT JUDICIAL (IJA)	1 .87

JUSTICE OF THE SUPREME COURT	
VOTE FOR NOT MORE THAN 3	
DAVID WECHT (DEM)	124 19.68
KEVIN M DOUGHERTY (DEM)	130 20.63
CHRISTINE DONOHUE (DEM)	123 19.52
JUDY OLSON (REP)	84 13.33
MIKE GEORGE (REP)	77 12.22
ANNE COVEY (REP)	79 12.54
PAUL P PANEPINTO (IJA)	13 2.06
WRITE-IN	0

JUDGE OF THE SUPERIOR COURT	
VOTE FOR NOT MORE THAN 1	
ALICE BECK DUBOW (DEM)	134 60.91
EMIL GIORDANO (REP)	86 39.09
WRITE-IN	0

JUDGE OF THE COMMONWEALTH COURT	
VOTE FOR NOT MORE THAN 1	
MICHAEL WOJCIK (DEM)	126 58.33
PAUL LALLEY (REP)	90 41.67
WRITE-IN	0

JUDGE OF THE COURT OF COMMON PLEAS	
VOTE FOR NOT MORE THAN 1	
JULIA MALLOY-GOOD (DEM)	132 60.55
ALLISON BELL ROYER (REP)	86 39.45
WRITE-IN	0

COUNTY COMMISSIONER	
VOTE FOR NOT MORE THAN 2	
KATHI COZZONE (DEM)	118 28.30
BILL SCOTT (DEM)	107 25.66
TERENCE FARRELL (REP)	87 20.86
MICHELLE H KICHLINE (REP)	105 25.18
WRITE-IN	0

DISTRICT ATTORNEY		
VOTE FOR NOT MORE THAN 1		
TOM PURL (DEM)	111	51.87
THOMAS P HOGAN (REP)	103	48.13
WRITE-IN	0	
SHERIFF		
VOTE FOR NOT MORE THAN 1		
JAMES BELL (DEM)	118	53.88
CAROLYN BUNNY WELSH (REP)	101	46.12
WRITE-IN	0	
PROTHONOTARY		
VOTE FOR NOT MORE THAN 1		
TISHA MAE BROWN (DEM)	116	54.72
MATT HOLLIDAY (REP)	96	45.28
WRITE-IN	0	
REGISTER OF WILLS		
VOTE FOR NOT MORE THAN 1		
LANI F FRANK (DEM)	119	55.35
TERRI CLARK (REP)	96	44.65
WRITE-IN	0	
RECORDER OF DEEDS		
VOTE FOR NOT MORE THAN 1		
HANS VAN MOL (DEM)	120	56.07
RICK LOUGHERY (REP)	94	43.93
WRITE-IN	0	
MAGISTERIAL DISTRICT JUDGE DISTRICT 15-1-02		
VOTE FOR NOT MORE THAN 1		
THOMAS TARTAGLIO (DEM/REP)	202	100.00
WRITE-IN	0	
SCHOOL DIRECTOR TREDYFFRIN EASTTOWN REGION I		
VOTE FOR NOT MORE THAN 2		
ROBERTA M HOTINSKI (DEM)	141	33.98
TODD KANTORCZYK (DEM)	125	30.12
NEAL COLLIGAN (REP)	73	17.59
NEILL C KLING (REP)	76	18.31
WRITE-IN	0	
TOWNSHIP SUPERVISOR AT-LARGE TREDYFFRIN TOWNSHIP		
VOTE FOR NOT MORE THAN 2		
ELVA BANKINS (DEM)	112	27.32
LOUIS HORVATH (DEM)	112	27.32
SEAN MOIR (REP)	98	23.90
TRIP LUKENS (REP)	88	21.46
WRITE-IN	0	
AUDITOR TREDYFFRIN TOWNSHIP		
VOTE FOR NOT MORE THAN 1		
MARY M MCCrackEN (DEM)	120	56.60
LYNN SHINE (REP)	92	43.40
WRITE-IN	0	
CONSTABLE TREDYFFRIN		
VOTE FOR NOT MORE THAN 1		
WRITE-IN	5	100.00

Democrat School Director Candidate Roberta Hotinski has the highest vote total of all Democrat candidates on the ballot in this precinct. Todd Kantorczyk has vote totals higher than every Democrat race except the Judicial races (his vote total is higher than 2/3 Supreme Court Judge candidates).

Lowest vote totals of all Republican candidates on the ballot in this precinct

*Note that the first listed candidate for Democrat School Director candidates is Hotinski, and she has the highest Democrat vote total in this precinct. Then note the first listed candidate for Republican School Director candidates is Colligan, and he has the lowest Republican vote total in this precinct. Were votes taken subtracted from Republican Colligan and added to Democrat Hotinski's vote total, making it higher? Or was this a natural occurrence?

To see the above 2015 precinct report, [CLICK HERE](#).

Another interesting 2015 precinct was 425 Lower Oxford East. Here, a Republican School Director candidate tied with two of the three Republican Supreme Court candidates for lowest Republican vote total. The Democratic School Director candidates in Lower Oxford East enjoy the same success that the School Director candidates in the precinct above had: Both received a higher score than all Democratic candidates except the Judicial races, and have a higher total than 2/3 Supreme Court candidates.

See the Lower Oxford East precinct report below. The lowest/highest pattern is only observed in the judicial state races in this precinct, but it still should be showed for what is seen: a lowest Republican vote total in the School Director race for the entire precinct. Splitting up races into state and county designations will appear again later in this report, as the lowest/highest pattern appears more often once this separation is created. Are algorithms being run on both state and county races?

0425 LOWER OXFORD EAST

	VOTES	PERCENT
REGISTERED VOTERS - TOTAL	1993	
BALLOTS CAST - TOTAL	116	
VOTER TURNOUT - TOTAL		5.82

STRAIGHT PARTY

VOTE FOR NOT MORE THAN 1		
DEMOCRATIC (DEM)	30	52.63
REPUBLICAN (REP)	26	45.61
INDEPENDENT JUDICIAL (IJA)	1	1.75

Highest vote total of all Democratic candidates on the ballot in this precinct in the state races.

JUSTICE OF THE SUPREME COURT

VOTE FOR NOT MORE THAN 3		
DAVID WECHT (DEM)	49	15.91
KEVIN M DOUGHERTY (DEM)	62	20.13
CHRISTINE DONOHUE (DEM)	54	17.53
JUDY OLSON (REP)	48	15.58
MIKE GEORGE (REP)	43	13.96
ANNE COVEY (REP)	43	13.96
PAUL P PANEPINTO (IJA)	9	2.92
WRITE-IN	0	

Score ties with one Republican School Director candidate for the lowest Republican vote total of all candidates in this precinct. This is also the lowest Republican vote total of all the state races on the ballot.

JUDGE OF THE SUPERIOR COURT

VOTE FOR NOT MORE THAN 1		
ALICE BECK DUBOW (DEM)	61	53.98
EMIL GIORDANO (REP)	52	46.02
WRITE-IN	0	

JUDGE OF THE COMMONWEALTH COURT

VOTE FOR NOT MORE THAN 1		
MICHAEL WOJCIK (DEM)	60	54.05
PAUL LALLEY (REP)	51	45.95
WRITE-IN	0	

JUDGE OF THE COURT OF COMMON PLEAS

VOTE FOR NOT MORE THAN 1		
JULIA MALLOY-GOOD (DEM)	63	55.26
ALLISON BELL ROYER (REP)	51	44.74
WRITE-IN	0	

COUNTY COMMISSIONER

VOTE FOR NOT MORE THAN 2		
KATHI COZZONE (DEM)	52	24.76
BILL SCOTT (DEM)	48	22.86
TERENCE FARRELL (REP)	61	29.05
MICHELLE H KICHLINE (REP)	49	23.33
WRITE-IN	0	

DISTRICT ATTORNEY

VOTE FOR NOT MORE THAN 1		
TOM PURL (DEM)	54	47.79
THOMAS P HOGAN (REP)	59	52.21
WRITE-IN	0	

SHERIFF

VOTE FOR NOT MORE THAN 1		
JAMES BELL (DEM)	51	45.13
CAROLYN BUNNY WELSH (REP)	62	54.87
WRITE-IN	0	

PROTHONOTARY

VOTE FOR NOT MORE THAN 1		
TISHA MAE BROWN (DEM)	56	51.38
MATT HOLLIDAY (REP)	53	48.62
WRITE-IN	0	

REGISTER OF WILLS

VOTE FOR NOT MORE THAN 1		
LANI F FRANK (DEM)	56	50.00
TERRI CLARK (REP)	56	50.00
WRITE-IN	0	

RECORDER OF DEEDS

VOTE FOR NOT MORE THAN 1		
HANS VAN MOL (DEM)	52	48.15
RICK LOUGHERY (REP)	56	51.85
WRITE-IN	0	

SCHOOL DIRECTOR AT LARGE OXFORD AREA SCHOOL DISTRICT

VOTE FOR NOT MORE THAN 2		
DONNA ARROWOOD (DEM)	58	28.57
BECKY FETTEROLF (DEM)	51	25.12
ROBERT TENGA (REP)	43	21.18
MARK PATTERSON (REP)	51	25.12
WRITE-IN	0	

Score ties with two Republican Supreme Court candidates for the lowest Republican vote total of all candidates in this precinct.

SCHOOL DIRECTOR OXFORD REGION I
VOTE FOR NOT MORE THAN 1
HOWARD S ROBINSON (DEM/REP) 98 98.00
WRITE-IN. 2 2.00

TOWNSHIP SUPERVISOR LOWER OXFORD TOWNSHIP
VOTE FOR NOT MORE THAN 1
W RONALD KEPLER (DEM/REP) 95 96.94
WRITE-IN. 3 3.06

AUDITOR LOWER OXFORD TOWNSHIP
VOTE FOR NOT MORE THAN 1
WRITE-IN. 18 100.00

CONSTABLE LOWER OXFORD
VOTE FOR NOT MORE THAN 1
WRITE-IN. 2 100.00

Lower Oxford East is of specific concern due to the drastic changes in voter numbers over the years. According to precinct reports, they had an enormous spike in voters from 2016 to 2018. To see the complete precinct report for 2015, [CLICK HERE](#). A final example can be seen below, this time in the Pennsbury South 1 precinct:

PRECINCT REPORT OFFICIAL RESULTS
RUN DATE:12/01/15 GENERAL ELECTION, NOV 3, 2015
RUN TIME:09:57 AM CHESTER COUNTY, PA

0456 PENNSBURY SOUTH-1

	VOTES	PERCENT
REGISTERED VOTERS - TOTAL	789	
BALLOTS CAST - TOTAL.	261	
VOTER TURNOUT - TOTAL		33.08

STRAIGHT PARTY
VOTE FOR NOT MORE THAN 1

DEMOCRATIC (DEM)	45	37.50
REPUBLICAN (REP)	72	60.00
INDEPENDENT JUDICIAL (IJA).	3	2.50

JUSTICE OF THE SUPREME COURT
VOTE FOR NOT MORE THAN 3

DAVID WECHT (DEM).	113	15.52
KEVIN M DOUGHERTY (DEM).	115	15.80
CHRISTINE DONOHUE (DEM).	112	15.38
JUDY OLSON (REP)	121	16.62
MIKE GEORGE (REP).	124	17.03
ANNE COVEY (REP)	121	16.62
PAUL P PANEPINTO (IJA)	22	3.02
WRITE-IN.	0	

JUDGE OF THE SUPERIOR COURT
VOTE FOR NOT MORE THAN 1

ALICE BECK DUBOW (DEM)	109	43.60
EMIL GIORDANO (REP)	141	56.40
WRITE-IN.	0	

JUDGE OF THE COMMONWEALTH COURT
VOTE FOR NOT MORE THAN 1

MICHAEL WOJCIK (DEM).	108	43.37
PAUL LALLEY (REP).	141	56.63
WRITE-IN.	0	

JUDGE OF THE COURT OF COMMON PLEAS
VOTE FOR NOT MORE THAN 1

JULIA MALLOY-GOOD (DEM).	116	46.03
ALLISON BELL ROYER (REP)	136	53.97
WRITE-IN.	0	

COUNTY COMMISSIONER
VOTE FOR NOT MORE THAN 2

KATHI COZZONE (DEM)	103	21.41
BILL SCOTT (DEM)	102	21.21
TERENCE FARRELL (REP)	140	29.11
MICHELLE H KICHLINE (REP)	136	28.27
WRITE-IN.	0	

DISTRICT ATTORNEY
 VOTE FOR NOT MORE THAN 1
 TOM PURL (DEM) 99 40.57
 THOMAS P HOGAN (REP) 144 59.02
 WRITE-IN. 1 .41

SHERIFF
 VOTE FOR NOT MORE THAN 1
 JAMES BELL (DEM) 89 35.32
 CAROLYN BUNNY WELSH (REP) 163 64.68
 WRITE-IN. 0

PROTHONOTARY
 VOTE FOR NOT MORE THAN 1
 TISHA MAE BROWN (DEM) 96 39.18
 MATT HOLLIDAY (REP) 148 60.41
 WRITE-IN. 1 .41

REGISTER OF WILLS
 VOTE FOR NOT MORE THAN 1
 LANI F FRANK (DEM) 104 42.62
 TERRI CLARK (REP) 140 57.38
 WRITE-IN. 0

RECORDER OF DEEDS
 VOTE FOR NOT MORE THAN 1
 HANS VAN MOL (DEM) 99 40.41
 RICK LOUGHERY (REP) 146 59.59
 WRITE-IN. 0

SCHOOL DIRECTOR UNIONVILLE CHADDS FORD REGION C
 VOTE FOR NOT MORE THAN 3
 BEVERLY R BROOKES (DEM) 142 19.64
 KATHLEEN M DO (DEM) 122 16.87
 GREGG LINDNER (DEM) 113 15.63
 JOHN P MURPHY (REP) 111 15.35
 CAROLYN DANIELS (REP) 124 17.15
 LORRAINE RAMUNNO (REP) 111 15.35
 WRITE-IN. 0

TOWNSHIP SUPERVISOR PENNSBURY TOWNSHIP
 VOTE FOR NOT MORE THAN 1
 AARON MCINTYRE (DEM/REP) 227 97.84
 WRITE-IN. 5 2.16

AUDITOR PENNSBURY TOWNSHIP
 VOTE FOR NOT MORE THAN 1
 ADELAIDE P JONES (REP) 180 97.30
 WRITE-IN. 5 2.70

CONSTABLE PENNSBURY
 VOTE FOR NOT MORE THAN 1
 HARRY MCKINNEY (REP) 180 96.77
 WRITE-IN. 6 3.23

Democratic School Director candidates Brookes and Do receive the highest vote totals of all Democratic candidates in this precinct. Candidate Gregg Lindner's vote total matches Democratic Supreme Court candidate Wecht.

Republican School Director candidates Murphy and Ramunno receive the lowest vote totals of all Republican candidates this precinct. Candidate Carolyn Daniel's vote total matches a Republican Supreme Court candidate total (George).

*Were votes taken from Republican candidates Murphy and Ramunno and given to Democratic candidates Brookes and Do?

To see this 2015 precinct report, [CLICK HERE](#).

When looking closer at the Chester County school districts in 2015, the following was noticed:

UNIONVILLE CHADDSFORD SCHOOL DIS C	
0454 PENNSBURY NORTH-2	1/3 SCHOOL DIRECTOR, 1/3 SCHOOL DIRECTOR TIE
0456 PENNSBURY SOUTH-1	2/3 SCHOOL DIRECTORS
0457 PENNSBURY SOUTH-2	1/3 SUPREME COURT, 2/3 SCHOOL DIRS

For each of the three Republican precincts in the Unionville Chadhsford School District C, it appears two of three Republican school director candidates lost or tied with a Democrat candidate. Why did Republicans not want to vote for two of their three Republican candidates? The Phoenixville School District also looked questionable in 2015:



PHOENIXVILLE SCHOOL DISTRICT	
0461 PHOENIXVILLE NORTH-1	2/3 SUPREME COURT JUDGES
0473 PHOENIXVILLE EAST-2	2/3 SUPREME CT, 1/2 COMM TIED, 1/5 SCHOOL DIRS, COUNCIL
0479 PHOENIXVILLE WEST-3	RECORDER OF DEEDS
0515 EAST PIKELAND 1	2/3 SUPREME COURT JUDGES, 1/5 SCHOOL DIRS
0520 EAST PIKELAND 2	2/3 SUPREME COURT JUDGES
0521 EAST PIKELAND 3	3/3 SUPREME CT, SUP CT, 1/2 COMM, 2/5 SCHOOL DIRS
0550 SCHUYLKILL 1	1/2 COMM, DA, SHER, PROTH, WILL, DEED, 1/5 SD, COMM CT TIE
0555 SCHUYLKILL 2	2/3 SUPREME CT, 1/5 SCHOOL DIRECTOR
0556 SCHUYLKILL 3	2/3 SUPREME COURT, 1/5 SCHOOL DIRECTOR
0558 SCHUYLKILL 4	2/3 SUPREME COURT JUDGES

Three Republican and three Democratic candidates ran for School Director in 2015. Two other candidates cross filed. Five seats were available. 1/5 School Director seats were lost, and it should be noted there were only three Republican candidates running in total. One or two of the three candidates suffered a loss throughout 5/10 precincts.

Repetitive patterns exist in the Phoenixville School District in 2015. Above are precincts that were all Republican in 2013. Two of them changed to Democrat majority by 2015. Notice that even though they changed to Democrat majority, the Democrat party still lost races in these precincts. Precinct 550 looks strange, because it basically is showing that voters were splitting their ticket down the ballot between Republican and Democratic candidates. Is this a natural occurrence?

Also of note is every Republican precinct in the Phoenixville School District had Republican voters who did not want to vote for their Republican Supreme Court candidates in 2015. Why did every Republican precinct have these Supreme Court losses, when the majority of the races in these precincts were won by Republicans? To learn more about the 2015 Supreme Court race, go to <https://votepatterns.com>.

In conclusion, below is a list of the school districts from 2015 where Republican School Director candidates experienced low vote totals in one or more precincts.

- Coatesville Region 1
- Coatesville Region 3
- Great Valley Region 3
- At Large Oxford
- Phoenixville
- Spring Ford Region 3
- Tredyffrin Easttown Region 1
- Tredyffrin Easttown Region 2
- Tredyffrin Easttown Region 3
- Unionville Chadds Ford Region C
- West Chester Region 1
- West Chester Region 2

2017

In 2017, Republican School Director candidates continued to experience low vote totals in 58 precincts. Their low scores were accompanied by low performing Republican Judicial candidates. The bottom four totals of all Republican candidates in each precinct were analyzed. This was due to Judicial candidates consistently ranking among the bottom four totals, especially the four Superior Court candidates.

Republican Superior Court Candidate Wade Kagarise consistently had the absolute lowest Republican vote total across 161/228 precincts. This is more than 2/3 of all Chester County precincts. Republican School Director candidates were scattered among 15 precincts for the absolute lowest vote total, and that number gets higher in the 2nd, 3rd and 4th spot for lowest vote totals. Many of their low vote totals occurred after Superior Court Candidate Wade Kagarise.

Below are examples from the East Vincent 4 and Elk precincts, showing Republican School Director candidates with the lowest/highest pattern:

<p>RUN DATE:11/21/17 RUN TIME:11:55 AM</p>	<p>OFFICIAL RESULTS MUNICIPAL ELECTION NOV 7, 2017 CHESTER COUNTY, PA</p>												
0683 EAST VINCENT 4													
	<table border="0" style="width: 100%;"> <tr> <td style="width: 80%;"></td> <td style="text-align: right;">VOTES</td> <td style="text-align: right;">PERCENT</td> </tr> <tr> <td>REGISTERED VOTERS - TOTAL</td> <td style="text-align: right;">1111</td> <td></td> </tr> <tr> <td>BALLOTS CAST - TOTAL.</td> <td style="text-align: right;">345</td> <td></td> </tr> <tr> <td>VOTER TURNOUT - TOTAL</td> <td></td> <td style="text-align: right;">31.05</td> </tr> </table>		VOTES	PERCENT	REGISTERED VOTERS - TOTAL	1111		BALLOTS CAST - TOTAL.	345		VOTER TURNOUT - TOTAL		31.05
	VOTES	PERCENT											
REGISTERED VOTERS - TOTAL	1111												
BALLOTS CAST - TOTAL.	345												
VOTER TURNOUT - TOTAL		31.05											
STRAIGHT PARTY													
VOTE FOR NOT MORE THAN 1													
DEMOCRATIC (DEM)	67	39.41											
REPUBLICAN (REP)	103	60.59											
GREEN (GRN).	0												
INDEPENDENT (IND).	0												
NO AFFILIATION (NF)	0												
UNITY (UNI).	0												
JUSTICE OF THE SUPREME COURT													
VOTE FOR NOT MORE THAN 1													
DWAYNE WOODRUFF (DEM)	124	36.58											
SALLIE MUNDY (REP)	215	63.42											
WRITE-IN.	0												
JUDGE OF THE SUPERIOR COURT													
VOTE FOR NOT MORE THAN 4													
MARIA MCLAUGHLIN (DEM)	130	9.98											
CAROLYN H NICHOLS (DEM).	132	10.14											
DEBBIE KUNSELMAN (DEM)	131	10.06											
GEOFF MOULTON (DEM)	129	9.91											
CRAIG STEDMAN (REP)	197	15.13											
EMIL GIORDANO (REP)	193	14.82											
WADE A KAGARISE (REP)	190	14.59											
MARY MURRAY (REP).	188	14.44											
JULES HERMELSTEIN (GRN).	12	.92											
WRITE-IN.	0												
JUDGE OF THE COMMONWEALTH COURT													
VOTE FOR NOT MORE THAN 2													
ELLEN CEISLER (DEM)	130	19.88											
IRENE M CLARK (DEM)	118	18.04											
PAUL LALLEY (REP).	190	29.05											
CHRISTINE FIZZANO CANNON (REP)	216	33.03											
WRITE-IN.	0												

TREASURER		
VOTE FOR NOT MORE THAN 1		
PATRICIA MAISANO (DEM)	128	37.98
JACK LONDON (REP)	209	62.02
WRITE-IN	0	
CONTROLLER		
VOTE FOR NOT MORE THAN 1		
MARGARET REIF (DEM)	133	40.18
NORMAN MACQUEEN (REP)	198	59.82
WRITE-IN	0	
CLERK OF COURTS		
VOTE FOR NOT MORE THAN 1		
YOLANDA VAN DE KROL (DEM)	129	38.51
ROBIN MARCELLO (REP)	206	61.49
WRITE-IN	0	
CORONER		
VOTE FOR NOT MORE THAN 1		
CHRISTINA VANDEPOL (DEM)	129	38.39
GORDON R ECK (REP)	207	61.61
WRITE-IN	0	
MAGISTERIAL DISTRICT JUDGE DISTRICT 15-3-01		
VOTE FOR NOT MORE THAN 1		
KEITH ELDRIDGE (DEM)	140	41.30
JOHN A HIPPLE (REP)	199	58.70
WRITE-IN	0	
SCHOOL DIRECTOR OWEN J ROBERTS		
VOTE FOR NOT MORE THAN 4		
KAREL MINOR (DEM)	134	10.70
DON FOY (DEM)	148	11.82
JOHN R MELNICZEK (DEM)	117	9.35
MELISSA C BOOTH (DEM/REP)	257	20.53
LESLIE PROFFITT (REP)	193	15.42
ROBERT S RASMUSSEN (REP)	186	14.86
JAMES B FREES II (REP)	216	17.25
WRITE-IN	1	.08
SCHOOL DIRECTOR UNEXP 2 YR TERM OWEN J ROBERTS		
VOTE FOR NOT MORE THAN 1		
CATHIE WHITLOCK (DEM)	148	44.44
LONNY FISH (REP)	185	55.56
WRITE-IN	0	
TOWNSHIP SUPERVISOR EAST VINCENT TOWNSHIP		
VOTE FOR NOT MORE THAN 1		
JANE PERONTEAU (REP)	238	96.36
WRITE-IN	9	3.64
TAX COLLECTOR EAST VINCENT TOWNSHIP		
VOTE FOR NOT MORE THAN 1		
WRITE-IN	21	100.00
AUDITOR EAST VINCENT TOWNSHIP		
VOTE FOR NOT MORE THAN 1		
WRITE-IN	14	100.00
AUDITOR UNEXP 2 YR EAST VINCENT TOWNSHIP		
VOTE FOR NOT MORE THAN 1		
WRITE-IN	16	100.00
JUDGE OF ELECTIONS 683 EAST VINCENT 4 (Prec-0683)		
VOTE FOR NOT MORE THAN 1		
JAMES OCONNOR (REP)	219	95.63
WRITE-IN	10	4.37
INSPECTOR OF ELECTIONS 683 EAST VINCENT 4 (Prec-0683)		
VOTE FOR NOT MORE THAN 1		
DEBORAH MUELLER (DEM)	127	38.84
ALICIA PAIST (REP)	199	60.86
WRITE-IN	1	.31
PA CONSTITUTION AMENDMENT		
VOTE FOR NOT MORE THAN 1		
YES	151	53.17
NO	133	46.83
SUPREME COURT RETENTION SAYLOR		
VOTE FOR NOT MORE THAN 1		
YES	175	68.90
NO	79	31.10

Democratic School Director Candidate Foy has the highest vote total of all Democratic candidates on the ballot in this precinct. He ties for highest vote total with Democratic School Director Unexp Candidate Whitlock. Candidate Minor's total is higher than all other Democratic candidates in this precinct except for Democratic Magisterial District Judge Candidate Eldridge.

Republican School Director Candidate Rasmussen has the second lowest Republican vote total after School Director Unexp Candidate Fish below. Candidate Proffitt's total is lower than all other Republican candidates except for some Judicial candidates. She is higher or equal to 3 of 4 Superior Court

Highest vote total of all Democratic candidates on the ballot in this precinct. Ties with Democratic School Director Candidate Don Foy.

Lowest vote total of all Republican candidates in this precinct.

*Were votes subtracted from Republican School Director Unexp Candidate Fish and then added to her Democrat opponent, Whitlock? Is that how Whitlock received the highest amount of votes of all Democrat candidates (tie with Foy)? Were votes subtracted from Republican Candidate Rasmussen and added to Democratic opponent Foy to give him his high total? Or was this all a natural outcome?

		VOTES	PERCENT
0215 ELK			
REGISTERED VOTERS - TOTAL		1116	
BALLOTS CAST - TOTAL		379	
VOTER TURNOUT - TOTAL			33.96
STRAIGHT PARTY			
VOTE FOR NOT MORE THAN 1			
DEMOCRATIC (DEM)		60	40.82
REPUBLICAN (REP)		86	58.50
GREEN (GRN)		0	
INDEPENDENT (IND)		1	.68
NO AFFILIATION (NF)		0	
UNITY (UNI)		0	
JUSTICE OF THE SUPREME COURT			
VOTE FOR NOT MORE THAN 1			
DWAYNE WOODRUFF (DEM)		141	38.63
SALLIE MUNDY (REP)		224	61.37
WRITE-IN		0	
JUDGE OF THE SUPERIOR COURT			
VOTE FOR NOT MORE THAN 4			
MARIA MCLAUGHLIN (DEM)		148	10.74
CAROLYN H NICHOLS (DEM)		147	10.67
DEBBIE KUNSELMAN (DEM)		140	10.16
GEOFF MOULTON (DEM)		131	9.51
CRAIG STEDMAN (REP)		194	14.08
EMIL GIORDANO (REP)		203	14.73
WADE A KAGARISE (REP)		188	13.64
MARY MURRAY (REP)		205	14.88
JULES MERMELSTEIN (GRN)		22	1.60
WRITE-IN		0	
JUDGE OF THE COMMONWEALTH COURT			
VOTE FOR NOT MORE THAN 2			
ELLEN CEISLER (DEM)		138	20.03
IRENE M CLARK (DEM)		141	20.46
PAUL LALLEY (REP)		197	28.59
CHRISTINE FIZZANO CANNON (REP)		213	30.91
WRITE-IN		0	
TREASURER			
VOTE FOR NOT MORE THAN 1			
PATRICIA MAISANO (DEM)		149	41.05
JACK LONDON (REP)		214	58.95
WRITE-IN		0	
CONTROLLER			
VOTE FOR NOT MORE THAN 1			
MARGARET REIF (DEM)		154	42.54
NORMAN MACQUEEN (REP)		208	57.46
WRITE-IN		0	
CLERK OF COURTS			
VOTE FOR NOT MORE THAN 1			
YOLANDA VAN DE KROL (DEM)		144	40.22
ROBIN MARCELLO (REP)		214	59.78
WRITE-IN		0	
CORONER			
VOTE FOR NOT MORE THAN 1			
CHRISTINA VANDEPOL (DEM)		156	43.09
GORDON R ECK (REP)		206	56.91
WRITE-IN		0	
MAGISTERIAL DISTRICT JUDGE DISTRICT 15-3-05			
VOTE FOR NOT MORE THAN 1			
SCOTT MASSEY (DEM/REP)		307	83.65
STEPHEN A SHEPPLEMAN (IND)		60	16.35
WRITE-IN		0	
SCHOOL DIRECTOR AT LARGE OXFORD AREA SCHOOL DISTRICT			
VOTE FOR NOT MORE THAN 1			
DONNA ARROWOOD (DEM)		157	42.55
KRISTEN E DEAN (REP)		212	57.45
WRITE-IN		0	
SCHOOL DIRECTOR OXFORD REGION III			
VOTE FOR NOT MORE THAN 1			
JENIFER WARREN (DEM)		198	52.80
CHARLEY MOORE (REP)		177	47.20
WRITE-IN		0	

*Were votes removed from Republican School Director Candidate Moore and added to Democratic opponent Warren's vote totals? Does this explain why Warren's totals are so high and Moore's totals are so low?

Highest vote total of all Democratic candidates in this precinct. This vote total is much higher than her fellow candidates.

Lowest vote total of all Republican candidates in this precinct, and the only Republican race that lost.

TOWNSHIP SUPERVISOR ELK TOWNSHIP		
VOTE FOR NOT MORE THAN 1		
ALBERT JEZYK (REP)	271	96.10
WRITE-IN.	11	3.90
TAX COLLECTOR ELK TOWNSHIP		
VOTE FOR NOT MORE THAN 1		
DIANE CORCORAN (REP).	289	99.66
WRITE-IN.	1	.34
AUDITOR ELK TOWNSHIP		
VOTE FOR NOT MORE THAN 1		
WRITE-IN.	32	100.00
JUDGE OF ELECTIONS 215 ELK (Prec-0215)		
VOTE FOR NOT MORE THAN 1		
MARY RIGGIN (REP).	264	98.14
WRITE-IN.	5	1.86
INSPECTOR OF ELECTIONS 215 ELK (Prec-0215)		
VOTE FOR NOT MORE THAN 1		
RICH ORPNECK (REP)	268	98.89
WRITE-IN.	3	1.11
PA CONSTITUTION AMENDMENT		
VOTE FOR NOT MORE THAN 1		
YES	209	62.57
NO.	125	37.43
SUPREME COURT RETENTION SAYLOR		
VOTE FOR NOT MORE THAN 1		
YES	205	70.45
NO.	86	29.55

(Remaining votes not shown are for Judge Retentions). To see this 2017 precinct report, [CLICK HERE](#). A final example below is from the Valley North precinct. Here, a separation between state and county races creates the lowest/highest pattern in both categories of races:

RUN DATE:11/21/17 OFFICIAL RESULTS
 RUN TIME:11:55 AM MUNICIPAL ELECTION NOV 7, 2017
 CHESTER COUNTY, PA

0670 VALLEY NORTH		
	VOTES	PERCENT
REGISTERED VOTERS - TOTAL	3964	
BALLOTS CAST - TOTAL.	1148	
VOTER TURNOUT - TOTAL		28.96
STRAIGHT PARTY		
VOTE FOR NOT MORE THAN 1		
DEMOCRATIC (DEM)	420	67.09
REPUBLICAN (REP)	202	32.27
GREEN (GRN).	4	.64
INDEPENDENT (IND).	0	
NO AFFILIATION (NF)	0	
UNITY (UNI).	0	
JUSTICE OF THE SUPREME COURT		
VOTE FOR NOT MORE THAN 1		
DWAYNE WOODRUFF (DEM)	677	60.55
SALLIE MUNDY (REP)	441	39.45
WRITE-IN.	0	
JUDGE OF THE SUPERIOR COURT		
VOTE FOR NOT MORE THAN 4		
MARIA MCLAUGHLIN (DEM)	711	16.98
CAROLYN H NICHOLS (DEM).	695	16.60
DEBBIE KUNSELMAN (DEM)	679	16.22
GEOFF MOULTON (DEM)	631	15.07
CRAIG STEDMAN (REP)	358	8.55
EMIL GIORDANO (REP)	372	8.88
WADE A KAGARISE (REP)	339	8.10
MARY MURRAY (REP).	364	8.69
JULES MERMELSTEIN (GRN).	38	.91
WRITE-IN.	0	

Highest vote total of all Democratic candidates on the ballot in this precinct in the state races.

Lowest vote total of all Republican candidates on the ballot in this precinct in the state races.

JUDGE OF THE COMMONWEALTH COURT		
VOTE FOR NOT MORE THAN 2		
ELLEN CEISLER (DEM)	691	32.52
IRENE M CLARK (DEM)	666	31.34
PAUL LALLEY (REP)	361	16.99
CHRISTINE FIZZANO CANNON (REP)	405	19.06
WRITE-IN.	2	.09

TREASURER		
VOTE FOR NOT MORE THAN 1		
PATRICIA MAISANO (DEM)	722	64.06
JACK LONDON (REP)	404	35.85
WRITE-IN.	1	.09

CONTROLLER		
VOTE FOR NOT MORE THAN 1		
MARGARET REIF (DEM)	728	65.53
NORMAN MACQUEEN (REP)	383	34.47
WRITE-IN.	0	

CLERK OF COURTS		
VOTE FOR NOT MORE THAN 1		
YOLANDA VAN DE KROL (DEM)	711	63.60
ROBIN MARCELLO (REP)	407	36.40
WRITE-IN.	0	

CORONER		
VOTE FOR NOT MORE THAN 1		
CHRISTINA VANDEPOL (DEM)	714	63.52
GORDON R ECK (REP)	410	36.48
WRITE-IN.	0	

SCHOOL DIRECTOR COATESVILLE REGION I		
VOTE FOR NOT MORE THAN 1		
BRANDON RHONE (DEM)	777	69.07
DEBORAH THOMPSON (REP)	347	30.84
WRITE-IN.	1	.09

TOWNSHIP SUPERVISOR VALLEY TOWNSHIP		
VOTE FOR NOT MORE THAN 2		
KATHY ODOHERTY (DEM/REP)	911	47.20
CHRIS N LEHENKY (DEM)	665	34.46
TODD PECHIN SR (REP)	351	18.19
WRITE-IN.	3	.16

TWP SUPERVISOR UNEXP 4 YR TERM VALLEY TOWNSHIP		
VOTE FOR NOT MORE THAN 1		
ERIC LAMA (DEM)	756	67.26
TODD PECHIN SR (REP)	367	32.65
WRITE-IN.	1	.09

TAX COLLECTOR VALLEY TOWNSHIP		
VOTE FOR NOT MORE THAN 1		
WRITE-IN.	34	100.00

AUDITOR VALLEY TOWNSHIP		
VOTE FOR NOT MORE THAN 1		
WRITE-IN.	31	100.00

AUDITOR UNEXP 2 YR VALLEY TOWNSHIP		
VOTE FOR NOT MORE THAN 1		
WRITE-IN.	29	100.00

JUDGE OF ELECTIONS 670 VALLEY NORTH (Prec-0670)		
VOTE FOR NOT MORE THAN 1		
WRITE-IN.	31	100.00

INSPECTOR OF ELECTIONS 670 VALLEY NORTH (Prec-0670)		
VOTE FOR NOT MORE THAN 1		
PAUL L JOHNSON (DEM)	689	65.12
DOLORES M NEVELL (REP)	366	34.59
WRITE-IN.	3	.28

PA CONSTITUTION AMENDMENT		
VOTE FOR NOT MORE THAN 1		
YES	494	54.89
NO.	406	45.11

SUPREME COURT RETENTION SAYLOR		
VOTE FOR NOT MORE THAN 1		
YES	479	59.28
NO.	329	40.72

Highest vote total of all Democratic candidates on the ballot in this precinct in the county races.

Lowest vote total of all Republican candidates on the ballot in this precinct in the county races.

*Were votes removed from Republican School Board Candidate Deborah Thompson and added to Democratic opponent Brandon Rhone? Were votes removed from Republican Superior Court Candidate Wade Kagarise and added onto Democratic Candidate Maria Mclaughlin?

(Remaining votes not shown are for Judge Retentions). To see this 2017 precinct report, [CLICK HERE](#).

A fourth precinct stood out that was added to this report. It is precinct 65 Charlestown. Observe what happens with the Republican and Democrat school director totals:

```

OFFICIAL RESULTS
RUN DATE:11/21/17      MUNICIPAL ELECTION NOV 7, 2017
RUN TIME:11:55 AM     CHESTER COUNTY, PA

0065 CHARLESTOWN

                                VOTES  PERCENT
REGISTERED VOTERS - TOTAL . . . . . 4057
BALLOTS CAST - TOTAL . . . . . 1137
VOTER TURNOUT - TOTAL . . . . .                28.03

STRAIGHT PARTY
VOTE FOR NOT MORE THAN 1
DEMOCRATIC (DEM) . . . . . 245  53.38
REPUBLICAN (REP) . . . . . 212  46.19
GREEN (GRN) . . . . . 2 .44
INDEPENDENT (IND) . . . . . 0
NO AFFILIATION (NF) . . . . . 0
UNITY (UNI) . . . . . 0

JUSTICE OF THE SUPREME COURT
VOTE FOR NOT MORE THAN 1
DWAYNE WOODRUFF (DEM) . . . . . 627  56.49
SALLIE MUNDY (REP) . . . . . 482  43.42
WRITE-IN. . . . . 1 .09

JUDGE OF THE SUPERIOR COURT
VOTE FOR NOT MORE THAN 4
MARIA MCLAUGHLIN (DEM) . . . . . 651  15.23
CAROLYN H NICHOLS (DEM) . . . . . 633  14.81
DEBBIE KUNSELMAN (DEM) . . . . . 637  14.90
GEOFF MOULTON (DEM) . . . . . 602  14.09
CRAIG STEDMAN (REP) . . . . . 421  9.85
EMIL GIORDANO (REP) . . . . . 436  10.20
WADE A KAGARISE (REP) . . . . . 402  9.41
MARY MURRAY (REP) . . . . . 431  10.08
JULES MERMELSTEIN (GRN) . . . . . 58  1.36
WRITE-IN. . . . . 3 .07

JUDGE OF THE COMMONWEALTH COURT
VOTE FOR NOT MORE THAN 2
ELLEN CEISLER (DEM) . . . . . 653  31.38
IRENE M CLARK (DEM) . . . . . 523  25.13
PAUL LALLEY (REP) . . . . . 426  20.47
CHRISTINE FIZZANO CANNON (REP) . . . . . 477  22.92
WRITE-IN. . . . . 2 .10

TREASURER
VOTE FOR NOT MORE THAN 1
PATRICIA MAISANO (DEM) . . . . . 649  58.36
JACK LONDON (REP) . . . . . 461  41.46
WRITE-IN. . . . . 2 .18
```

CONTROLLER		
VOTE FOR NOT MORE THAN 1		
MARGARET REIF (DEM)	650	59.09
NORMAN MACQUEEN (REP)	449	40.82
WRITE-IN.	1	.09
CLERK OF COURTS		
VOTE FOR NOT MORE THAN 1		
YOLANDA VAN DE KROL (DEM)	649	58.79
ROBIN MARCELLO (REP)	453	41.03
WRITE-IN.	2	.18
CORONER		
VOTE FOR NOT MORE THAN 1		
CHRISTINA VANDEPOL (DEM)	658	59.93
GORDON R ECK (REP)	439	39.98
WRITE-IN.	1	.09
SCHOOL DIRECTOR GREAT VALLEY REGION I		
VOTE FOR NOT MORE THAN 2		
SAMANTHA JOUIN (DEM)	776	36.97
DAWN SETTANNI (DEM)	310	14.77
AMY CHAIN (REP)	644	30.68
STEVE JABLONSKI (REP)	366	17.44
WRITE-IN.	3	.14
TOWNSHIP SUPERVISOR CHARLESTOWN TOWNSHIP		
VOTE FOR NOT MORE THAN 2		
KEVIN R KUHN (DEM/REP)	939	50.51
MICHAEL J RODGERS (DEM/REP)	903	48.57
WRITE-IN.	17	.91
TAX COLLECTOR CHARLESTOWN TOWNSHIP		
VOTE FOR NOT MORE THAN 1		
RICHARD FINDLAY (REP)	754	97.67
WRITE-IN.	18	2.33
AUDITOR CHARLESTOWN TOWNSHIP		
VOTE FOR NOT MORE THAN 1		
ANDREA GRIFFITHS (REP)	686	98.00
WRITE-IN.	14	2.00
JUDGE OF ELECTIONS 065 CHARLESTOWN (Prec-0065)		
VOTE FOR NOT MORE THAN 1		
WENDY G LELAND (REP)	768	97.96
WRITE-IN.	16	2.04
INSPECTOR OF ELECTIONS 065 CHARLESTOWN (Prec-0065)		
VOTE FOR NOT MORE THAN 1		
DEBORAH KUHN (DEM)	686	62.65
PAT MURTAUGH WAGNER (REP)	408	37.26
WRITE-IN.	1	.09
PA CONSTITUTION AMENDMENT		
VOTE FOR NOT MORE THAN 1		
YES	321	31.97
NO.	683	68.03
SUPREME COURT RETENTION SAYLOR		
VOTE FOR NOT MORE THAN 1		
YES	646	74.00
NO.	227	26.00

Highest vote total of all Democrat candidates on the ballot in this precinct. Note the extreme difference in votes between both Democratic School Director candidates.

Lowest vote total of all Republican candidates in this precinct. Note the extreme difference in votes between both Republican school director candidates.

*Why is there such an extreme difference in vote totals between school director candidates in each party? Were votes altered so one candidate from each party would win the school director vote-for-two race? Neither the Republicans nor Democrats had any other candidates with vote totals in the 300's.

(Remaining votes not shown are for Judge Retentions). To see this 2017 precinct report, [CLICK HERE](#).

The 2017 chart showing the precincts where Republican School Director candidates received the lowest vote totals is below. School Director candidates are in green.

CHESTER COUNTY PRECINCTS	2017 WORST PERFORMING REPUBLICAN - 1ST, 2ND, 3RD, 4TH LOWEST VOTE TOTAL			
	LOWEST VOTE TOTAL	2ND LOWEST VOTE TOTAL	3RD LOWEST VOTE TOTAL	4TH LOWEST VOTE TOTAL
0085 CHARLESTOWN	SCHOOL DIRECTOR STEVE JABLONSKI	SUPERIOR COURT WADE KAGARISE	INSPECTOR OF ELECTIONS PAT MURTAUGH WAGNER	SUPERIOR COURT CRAIG STEDMAN
0150 NORTH COVENTRY MID	SCHOOL DIRECTOR ROBERT RASMUSSEN	SCHOOL DIRECTOR LONNY FISH	SUPERIOR COURT WADE KAGARISE	SUPERIOR COURT EMIL GIORDANO
0215 ELK	SCHOOL DIRECTOR CHARLEY MOORE	SUPERIOR COURT WADE KAGARISE	SUPERIOR COURT CRAIG STEDMAN	COMMONWEALTH COURT PAUL LALLEY
0345 LONDON GROVE S	SCHOOL DIRECTOR JEFFREY CASEY	TIE - SUPERIOR CT KAGARISE, INSPECTOR OF ELECTIONS GREGOS	SUPERIOR COURT CRAIG STEDMAN	COMMONWEALTH COURT PAUL LALLEY
0356 EAST MARLBOROUGH S	SCHOOL DIRECTOR HEATHER SCHAEN	TOWNSHIP SUPERVISOR EDDIE CAUDILL	SUPERIOR COURT WADE KAGARISE	SUPERIOR COURT CRAIG STEDMAN
0385 NEW GARDEN NORTH	SCHOOL DIRECTOR KENDRA LACOSTA	SUPERIOR COURT WADE KAGARISE	SUPERIOR COURT CRAIG STEDMAN	COMMONWEALTH COURT PAUL LALLEY
0420 OXFORD WEST	SCHOOL DIRECTOR KRISTEN DEAN	SUPERIOR COURT WADE KAGARISE	COMMONWEALTH COURT PAUL LALLEY	SUPERIOR COURT CRAIG STEDMAN
0520 EAST PINKLAND 2	SCHOOL DIRECTOR ELLEN BAHNSEN	SUPERIOR COURT WADE KAGARISE	COMMONWEALTH COURT PAUL LALLEY	SUPERIOR COURT EMIL GIORDANO
0653 UWCHLAN 1	SCHOOL DIRECTOR RODNEY SIMON	TOWNSHIP SUPERVISOR JOE FRAM	SUPERIOR COURT WADE KAGARISE	TOWNSHIP SUPERVISOR JOE TONER
0682 EAST VINCENT 3	SCHOOL DIRECTOR ROBERT RASMUSSEN	SCHOOL DIRECTOR LONNY FISH	SUPERIOR COURT WADE KAGARISE	SUPERIOR COURT CRAIG STEDMAN
0683 EAST VINCENT 4	SCHOOL DIRECTOR LONNY FISH	SCHOOL DIRECTOR ROBERT RASMUSSEN	SUPERIOR COURT MARY MURRAY	TIE - SUPERIOR CT KAGARISE, COMMONWEALTH CT LALLEY
0693 WEST VINCENT 2	SCHOOL DIRECTOR ROBERT RASMUSSEN	SUPERIOR COURT WADE KAGARISE	COMMONWEALTH COURT PAUL LALLEY	SUPERIOR COURT CRAIG STEDMAN
0754 EAST WHITELAND 6	SCHOOL DIRECTOR STEVE JABLONSKI	SUPERIOR COURT WADE KAGARISE	COMMONWEALTH COURT PAUL LALLEY	SUPERIOR COURT CRAIG STEDMAN
0155 NORTH COVENTRY W-1	SUPERIOR COURT WADE KAGARISE	SCHOOL DIRECTOR LONNY FISH	SCHOOL DIRECTOR ROBERT RASMUSSEN	TIE - COMMONWEALTH CT LALLEY, SUPERIOR COURT STEDMAN
0156 NORTH COVENTRY W-2	SUPERIOR COURT WADE KAGARISE	SCHOOL DIRECTOR LESLIE PROFFITT	SCHOOL DIRECTOR LONNY FISH	SUPERIOR COURT CRAIG STEDMAN
0170 SOUTH COVENTRY	SUPERIOR COURT WADE KAGARISE	SCHOOL DIRECTOR LESLIE PROFFITT	SUPERIOR COURT CRAIG STEDMAN	COMMONWEALTH COURT PAUL LALLEY
0375 EAST NANTMEAL	SUPERIOR COURT WADE KAGARISE	SCHOOL DIRECTOR ROBERT RASMUSSEN	SCHOOL DIRECTOR LONNY FISH	SUPERIOR COURT CRAIG STEDMAN
0461 PHOENIXVILLE NORTH-1	SUPERIOR COURT WADE KAGARISE	SCHOOL DIRECTOR ELLEN BAHNSEN	SCHOOL DIRECTOR RENEE PFENDER	SUPERIOR COURT MARY MURRAY
0462 PHOENIXVILLE NORTH-2	SUPERIOR COURT WADE KAGARISE	SCHOOL DIRECTOR ELLEN BAHNSEN	SUPERIOR COURT CRAIG STEDMAN	SCHOOL DIRECTOR RENEE PFENDER
0474 PHOENIXVILLE EAST-3	SUPERIOR COURT WADE KAGARISE	SCHOOL DIRECTOR ELLEN BAHNSEN	TIE - SCHOOL DIRECTOR EGGLESTON, COMMONWEALTH CT LALLEY	SUPERIOR COURT CRAIG STEDMAN
0479 PHOENIXVILLE WEST-3	SUPERIOR COURT WADE KAGARISE	TIE - SCHOOL DIRECTOR BAHNSEN, MEMBER OF COUNCIL DAWE	TIE - SCHOOL DIRECTOR EGGLESTON, SUPERIOR COURT STEDMAN	COMMONWEALTH COURT PAUL LALLEY
0515 EAST PINKLAND 1	SUPERIOR COURT WADE KAGARISE	SCHOOL DIRECTOR ELLEN BAHNSEN	COMMONWEALTH COURT PAUL LALLEY	MAGISTERIAL DISTRICT JUDGE JOHN HIPPLE
0521 EAST PINKLAND 3	SUPERIOR COURT WADE KAGARISE	SCHOOL DIRECTOR ELLEN BAHNSEN	COMMONWEALTH COURT PAUL LALLEY	SUPERIOR COURT EMIL GIORDANO
0550 SCHUYLKILL 1	SUPERIOR COURT WADE KAGARISE	SCHOOL DIRECTOR ELLEN BAHNSEN	COMMONWEALTH COURT PAUL LALLEY	SCHOOL DIRECTOR MICHAEL EGGLESTON
0596 SCHUYLKILL 3	SUPERIOR COURT WADE KAGARISE	SCHOOL DIRECTOR ELLEN BAHNSEN	COMMONWEALTH COURT PAUL LALLEY	JUDGE OF ELECTIONS BRIAN BEATTIE
0661 UWCHLAN 9	SUPERIOR COURT WADE KAGARISE	SCHOOL DIRECTOR RODNEY SIMON	SUPERIOR COURT CRAIG STEDMAN	COMMONWEALTH COURT PAUL LALLEY
0670 VALLEY N-1	SUPERIOR COURT WADE KAGARISE	SCHOOL DIRECTOR DEBORAH THOMPSON	TOWNSHIP SUPERVISOR TODD PECHIN SR	SUPERIOR COURT CRAIG STEDMAN
0675 VALLEY SOUTH	SUPERIOR COURT WADE KAGARISE	SCHOOL DIRECTOR DEBORAH THOMPSON	SUPERIOR COURT EMIL GIORDANO	SUPERIOR COURT CRAIG STEDMAN
0681 EAST VINCENT 2	SUPERIOR COURT WADE KAGARISE	SCHOOL DIRECTOR ROBERT RASMUSSEN	COMMONWEALTH COURT PAUL LALLEY	TIE - SCHOOL DIRECTOR FISH, SUPERIOR COURT STEDMAN
0690 WEST VINCENT 1	SUPERIOR COURT WADE KAGARISE	TIE - SCHOOL DIRECTOR RASMUSSEN, AUDITOR MALASICS	COMMONWEALTH COURT PAUL LALLEY	SCHOOL DIRECTOR LESLIE PROFFITT
0700 WARWICK EAST	SUPERIOR COURT WADE KAGARISE	TIE - SCHOOL DIR FISH, COMM CT LALLEY, SUP CT GIORDANO	SCHOOL DIRECTOR LESLIE PROFFITT	SUPERIOR COURT CRAIG STEDMAN
0705 WARWICK WEST	TIE - SUPERIOR COURT KAGARISE, STEDMAN	SCHOOL DIRECTOR LESLIE PROFFITT	SUPERIOR COURT EMIL GIORDANO	COMMONWEALTH COURT PAUL LALLEY
0750 EAST WHITELAND 4	SUPERIOR COURT WADE KAGARISE	SUPERIOR COURT CRAIG STEDMAN	TIE - SCHOOL DIRECTOR JABLONSKI, COMMONWEALTH CT LALLEY	CONTROLLER NORMAN MACQUEEN
0710 WEST GROVE 1	SUPERIOR COURT WADE KAGARISE	TIE - COMMONWEALTH CT LALLEY, SUPERIOR CT STEDMAN	SCHOOL DIRECTOR RICK DUMONT	SUPERIOR COURT EMIL GIORDANO
0680 EAST VINCENT 1	SUPERIOR COURT WADE KAGARISE	COMMONWEALTH COURT PAUL LALLEY	SCHOOL DIRECTOR ROBERT RASMUSSEN	SCHOOL DIRECTOR LESLIE PROFFITT
0469 PHOENIXVILLE M-3	SUPERIOR COURT WADE KAGARISE	TIE - COMMONWEALTH CT LALLEY, SUPERIOR CT STEDMAN	SCHOOL DIRECTOR ELLEN BAHNSEN	MAYOR DAVE GAUTREAU
0472 PHOENIXVILLE EAST-1	SUPERIOR COURT WADE KAGARISE	COMMONWEALTH COURT PAUL LALLEY	TIE - SCHOOL DIRECTOR BAHNSEN, SUPERIOR CT STEDMAN	SUPERIOR COURT EMIL GIORDANO
0473 PHOENIXVILLE EAST-2	SUPERIOR COURT WADE KAGARISE	SUPERIOR COURT CRAIG STEDMAN	SCHOOL DIRECTOR ELLEN BAHNSEN	COMMONWEALTH COURT PAUL LALLEY
0430 LOWER OXFORD WEST	SUPERIOR COURT WADE KAGARISE	SUPERIOR COURT EMIL GIORDANO	SCHOOL DIRECTOR KRISTEN DEAN	TIE - COMMONWEALTH CT LALLEY, SUPERIOR CT STEDMAN
0207 EASTTOWN 5	TIE - SUPERIOR CT KAGARISE, STEDMAN, AUDITOR GOLDBERG	COMMONWEALTH COURT PAUL LALLEY	TIE - SCHOOL DIR LASTNER, SUPERIOR CT GIORDANO	TIE - SUPERIOR COURT MURRAY, CORONER ECK
0110 COATESVILLE 4-2	SUPERIOR COURT WADE KAGARISE	COMMONWEALTH COURT PAUL LALLEY	SCHOOL DIRECTOR DEBORAH THOMPSON	CONTROLLER NORMAN MACQUEEN
0145 NORTH COVENTRY EAST	TIE - SCHOOL DIRECTOR RASMUSSEN, SUPERIOR CT KAGARISE	COMMONWEALTH COURT PAUL LALLEY	TIE - SCHOOL DIRECTOR FISH, SUPERIOR CT GIORDANO	SUPERIOR COURT CRAIG STEDMAN
0165 EAST COVENTRY 2	TIE - SCHOOL DIRECTOR RASMUSSEN, SUPERIOR CT KAGARISE	SUPERIOR COURT EMIL GIORDANO	TIE - SCHOOL DIRECTOR FISH, SUPERIOR CT STEDMAN	TOWNSHIP SUPERVISOR HOWARD SACKS
0100 COATESVILLE 4	SUPERIOR COURT WADE KAGARISE	SUPERIOR COURT EMIL GIORDANO	TIE - SUPERIOR CT MURRAY, STEDMAN, COMM CT LALLEY	SCHOOL DIRECTOR DEBORAH THOMPSON
0195 EASTTOWN 1	SUPERIOR COURT WADE KAGARISE	SUPERIOR COURT CRAIG STEDMAN	TIE - COMMONWEALTH CT LALLEY, CORONER ECK	TIE - SCHOOL DIRECTOR CARLSON, SUPERIOR CT MURRAY
0300 HONEY BROOK TWP 1	SUPERIOR COURT WADE KAGARISE	COMMONWEALTH COURT PAUL LALLEY	SUPERIOR COURT EMIL GIORDANO	SCHOOL DIRECTOR JOHN BURDY
0370 MODENA	TIE - SUPERIOR CT KAGARISE, STEDMAN, COMM CT LALLEY	TIE - SUP CT GIORDANO, CNR ECK, CNTR MACQUEEN, TREAS LONDON, MOC LLOYD	TIE - COMM CT CANNON, CLERK MARCELLO, SC MUNDTY, MOC LLOYD	SCHOOL DIRECTOR BOB KNECHT
0380 WEST NANTMEAL	TIE - SUPERIOR COURT KAGARISE, STEDMAN	SUPERIOR COURT EMIL GIORDANO	COMMONWEALTH COURT PAUL LALLEY	TIE - SCHOOL DIRECTOR RUCCI, SUPERIOR COURT MURRAY
0478 PHOENIXVILLE WEST-2	TIE - SUPERIOR CT KAGARISE, COMMONWEALTH CT LALLEY	SUPERIOR COURT EMIL GIORDANO	MEMBER OF COUNCIL AISHA DAWE	SCHOOL DIRECTOR RENEE PFENDER
0715 WEST GROVE 2	SUPERIOR COURT WADE KAGARISE	SUPERIOR COURT CRAIG STEDMAN	COMMONWEALTH COURT PAUL LALLEY	TIE - SCHOOL DIRECTOR CASEY, SUPERIOR CT GIORDANO
0477 PHOENIXVILLE WEST-1	MEMBER OF COUNCIL AISHA DAWE	SUPERIOR COURT WADE KAGARISE	SCHOOL DIRECTOR ELLEN BAHNSEN	TIE - SUPERIOR CT GIORDANO, SCHOOL DIRECTOR PFENDER
0467 PHOENIXVILLE M-1	SUPERIOR COURT EMIL GIORDANO	TIE - SUPERIOR CT KAGARISE, SCHOOL DIRECTOR EGGLESTON	SCHOOL DIRECTOR RENEE PFENDER	TIE - MAYOR GAUTREAU, SCHOOL DIRECTOR BAHNSEN
0463 PHOENIXVILLE NORTH-3	MAYOR DAVE GAUTREAU	SCHOOL DIRECTOR MICHAEL EGGLESTON	SCHOOL DIRECTOR ELLEN BAHNSEN	TIE - SCHOOL DIRECTOR PFENDER, SUPERIOR CT KAGARISE
0468 PHOENIXVILLE M-2	COMMONWEALTH COURT PAUL LALLEY	SUPERIOR COURT WADE KAGARISE	TIE - SUPERIOR CT STEDMAN, SCHOOL DIRECTOR BAHNSEN	SUPERIOR COURT EMIL GIORDANO
0220 ELVERSON	COMMONWEALTH COURT PAUL LALLEY	SUPERIOR COURT WADE KAGARISE	SUPERIOR COURT CRAIG STEDMAN	SCHOOL DIRECTOR STEPHEN RUCCI
0595 SCHUYLKILL 2	COMMONWEALTH COURT PAUL LALLEY	SCHOOL DIRECTOR ELLEN BAHNSEN	SUPERIOR COURT MARY MURRAY	SUPERIOR COURT WADE KAGARISE
0405 EAST NOTTINGHAM	TOWNSHIP SUPERVISOR JOE RAFFA	SUPERIOR COURT WADE KAGARISE	SCHOOL DIRECTOR CHARLEY MOORE	SUPERIOR COURT CRAIG STEDMAN
0406 EAST NOTTINGHAM W	TOWNSHIP SUPERVISOR JOE RAFFA	TIE - SUPERIOR CT KAGARISE, SCHOOL DIRECTOR MOORE	SUPERIOR COURT CRAIG STEDMAN	SUPERIOR COURT EMIL GIORDANO
0160 EAST COVENTRY 1	TOWNSHIP SUPERVISOR HOWARD SACKS	SUPERIOR COURT WADE KAGARISE	SCHOOL DIRECTOR ROBERT RASMUSSEN	COMMONWEALTH COURT PAUL LALLEY

When you consistently see the same Judicial candidates in the bottom four vote totals, and then see the School Director candidates mixed into those judges, it creates cause for concern. Was an algorithm present taking votes off Republican Judicial and School Director candidates? Was this a natural occurrence?

This particular year also gave rise to something that started changing the Republican-leaning Owen J. Roberts School District towards Democrat control. Many Republican precincts throughout Chester County turn blue in 2017. Because of this, only Owen J. Roberts and the Oxford School District Republican precincts were seen with school director race losses.



All races won by Republicans
Majority of races won by Republicans



All races won by Democrats
Majority of races won by Democrats

OWEN J ROBERTS SCHOOL DISTRICT	ALL RACES WON EXCEPT:
0145 NORTH COVENTRY EAST	1/4 SCHOOL DIRECTOR
0150 NORTH COVENTRY MID	1/4 SUPERIOR CT, 1/4 SCHOOL DIRECTOR
0155 NORTH COVENTRY W-1	SCHOOL DIRECTOR UNX
0156 NORTH COVENTRY W-2	2/4 SUP CT, CORONER, 1/4 SCHOOL DIR, SCHOOL DIR UNX
0160 EAST COVENTRY 1	TOWNSHIP SUPERVISOR, 1/4 SCHOOL DIR
0165 EAST COVENTRY 2	1/4 SCHOOL DIRECTOR
0170 SOUTH COVENTRY	SCHOOL DIRECTOR UNX
0375 EAST NANTMEAL	SCHOOL DIRECTOR UNX
0680 EAST VINCENT 1	3/4 SCHOOL DIRECTORS, SCHOOL DIRECTOR UNX
0681 EAST VINCENT 2	
0682 EAST VINCENT 3	SUPREME COURT, 1/2 COMM COURT
0683 EAST VINCENT 4	1/4 SCHOOL DIRECTOR
0690 WEST VINCENT 1	
0693 WEST VINCENT 2	1/4 SUP CT, MAG JDG, 1/4 SCH DIR, SCH DIR UNX, AUD
0700 WARWICK EAST	2/4 SUP CT, 1/2 COMM CT, MAG JDG, 1/4 SD + SD TIE, SD UNX
0705 WARWICK WEST	1/4 SCHOOL DIRECTOR

In 2017, voters were voting for four school director candidates. The Republicans had three, the Democrats three, and there was one cross-filed candidate. Any time that 1/4 school director races lost, it is because one seat went to the cross-filed candidate. The focus should be on the seven precincts where the Republican School Director Unexpired term candidate lost "UNX". Three precincts which had previously been Republican in 2013 and 2015 turned Democrat and are seen in blue.

OXFORD SCHOOL DISTRICT	
0215 ELK	SCHOOL DIRECTOR
0405 EAST NOTTINGHAM	SCHOOL DIRECTOR, 1/2 TWP SUP
0406 EAST NOTTINGHAM W	SCHOOL DIRECTOR, 1/2 TWP SUP
0410 WEST NOTTINGHAM	
0415 OXFORD EAST	
0420 OXFORD WEST	
0425 LOWER OXFORD EAST	
0430 LOWER OXFORD WEST	
0435 UPPER OXFORD	

Three Republican precincts are seen with the Republican school director candidate losing their race. While this may appear as not that significant, what is observed is out of the six Republican precincts that remained in 2017, half of them had their school directors lose their races. Combining the newly Democrat precincts (they all were red in 2013), and there are now six out of nine precincts where Republican school directors lost. Was that all that was needed for Democrats to win the School Director positions? If an algorithm were running, would it only need to manipulate three precinct's results?

In conclusion, below is a summary of the school districts from 2017 where one or more precincts had low Republican School Director vote totals.

Avon Grove Region 2
Avon Grove Region 3
Coatesville Region 1
Coatesville Region 3
Downingtown Region 4
Great Valley Region 1

Kennett Region B
Kennett Region C
At Large Oxford
Oxford Region 3
Owen J. Roberts
Phoenixville

Tredyffrin Region 3
Twin Valley Region 2
Twin Valley Region 3

2019

The lowest/highest pattern appeared again for Republican School Director candidates in 2019. This time the School Director candidates' low vote totals coincided with low vote totals for Republican Superior Court Candidate Christylee Peck and Court of Common Pleas Candidate Charles Gaza's totals.

A total of 61 precincts had Republican School Director vote totals occur in the bottom four totals. The bottom three lowest vote totals were documented that year for all Republican candidates, and when a School Director candidate appeared in the fourth lowest total, that was also documented. The bottom three were studied for all candidates because a major pattern was seen for two candidates only, besides the school directors, that kept earning the lowest totals. As mentioned above, it was Peck and Gaza.

During this particular year, the Owen J. Roberts Republican School Director candidates stand out for receiving these low totals. Several precincts show four of their Republican School Director candidates receiving the lowest vote totals of all candidates on the ballot.

Below are some examples of precincts showing the lowest/highest pattern:

MENU
HOME MY TRACKED CONTESTS EXPORT

Chester County Pennsylvania Election Results

Official MUNICIPAL ELECTION
NOVEMBER 5, 2019
Updated 5/13/2024 12:52:40 PM EST

VOTER TURNOUT
Total Ballots Cast: 141,061
Registered Voters: 351,925
40.08%

Ballots Cast By Mail-In: 0
Ballots Cast By Polling Place: 141,061
Ballots Cast By Provisional Ballot: 0

IN-PERSON VOTING
100%

Precincts Reported Fully: 228

ABSENTEE / MAIL-IN BALLOTS
All ballots are being processed and verified. County can only count ballots as the law allows.

Ballots Received: 0
Ballots Counted: 0

Current Status: Complete

005 - 090
100 - 198
200 - 295
300 - 395
400 - 479
515 - 595
600 - 695
700 - 795
800 - 860

ATGLEN

AVONDALE

BIRMINGHAM 1

COATESVILLE 2

COATESVILLE 3

COATESVILLE 4-1

COATESVILLE 4-2

COATESVILLE 5

EAST COVENTRY 1

EAST COVENTRY 2

EAST DOWNINGTOWN EAST

EAST DOWNINGTOWN WEST

EAST FALLOWFIELD EAST

EAST FALLOWFIELD WEST

EAST GOSHEN 1

EAST GOSHEN 2

EAST GOSHEN 3

EAST GOSHEN 4

EASTTOWN 1

EASTTOWN 2

EASTTOWN 3

EASTTOWN 4

EASTTOWN 5

EASTTOWN 6

EASTTOWN 7

ELK

ELVERSON

FRANKLIN

NORTH COVENTRY EAST

NORTH COVENTRY MIDDLE

NORTH COVENTRY WEST 1

NORTH COVENTRY WEST 2

SOUTH COATESVILLE

SOUTH COVENTRY

WEST DOWNINGTOWN NORT

WEST DOWNINGTOWN SOUT

WEST FALLOWFIELD

NORTH COVENTRY EAST

STRAIGHT PARTY VOTE FOR ONE (1)

Follow This Contest Export

Precincts Reported: 228 / 228

DEMOCRATIC	<div style="background-color: #0070c0; width: 46.15%;"></div> 46.15%	108
REPUBLICAN	<div style="background-color: #c00000; width: 53.85%;"></div> 53.85%	126
INDEPENDENT	0.00%	0
LIBERTARIAN	0.00%	0

Total Votes 234

JUDGE OF THE SUPERIOR COURT VOTE FOR TWO (2)

Follow This Contest

Export



Precincts Reported: 228 / 228

DEM AMANDA GREEN-HAWKINS	23.40%	230
DEM DANIEL D MCCAFFERY	24.21%	238
REP MEGAN MCCARTHY KING	26.75%	263
REP CHRISTYLEE PECK	25.53%	251
Write-in	0.10%	1
Total Votes		983

JUDGE OF THE COURT OF COMMON PLEAS VOTE FOR TWO (2)

Follow This Contest

Export



Precincts Reported: 228 / 228

DEM ANALISA SONDERGAARD	24.11%	237
DEM BRET BINDER	22.79%	224
REP ANDREA CARDAMONE	27.77%	273
REP CHARLES A GAZA	25.23%	248
Write-in	0.10%	1
Total Votes		983

COUNTY COMMISSIONER VOTE FOR TWO (2)

Follow This Contest

Export



Precincts Reported: 228 / 228

DEM JOSH MAXWELL	22.73%	223
DEM MARIAN MOSKOWITZ	23.75%	233
REP TERENCE FARRELL	26.40%	259
REP MICHELLE KICHLINE	27.01%	265
Write-in	0.10%	1
Total Votes		981

DISTRICT ATTORNEY VOTE FOR ONE (1)

Follow This Contest

Export



Precincts Reported: 228 / 228

DEM DEB RYAN	48.85%	255
REP MICHAEL NOONE	50.96%	266
Write-in	0.19%	1
Total Votes		522

SHERIFF VOTE FOR ONE (1)

Follow This Contest

Export



Precincts Reported: 228 / 228

DEM FREDDA MADDOX	43.13%	223
REP JIM FITZGERALD	56.48%	292
Write-in	0.39%	2
Total Votes		517

PROTHONOTARY VOTE FOR ONE (1)

Follow This Contest

Export



Precincts Reported: 228 / 228

DEM DEBBIE BOOKMAN	48.05%	246
REP MATT HOLLIDAY	51.76%	265
Write-in	0.20%	1
Total Votes		512

**REGISTER OF WILLS
VOTE FOR ONE (1)**

Follow This Contest

Export

Precincts Reported: 228 / 228

DEM MICHELE VAUGHN	<div style="width: 46.90%;"></div> 46.90%	242
REP TERRI CLARK	<div style="width: 52.91%;"></div> 52.91%	273
Write-in	0.19%	1
Total Votes		516

**RECORDER OF DEEDS
VOTE FOR ONE (1)**

Follow This Contest

Export

Precincts Reported: 228 / 228

DEM CHRIS PIELLI	<div style="width: 47.67%;"></div> 47.67%	246
REP AMBER LITTLE-TURNER	<div style="width: 51.94%;"></div> 51.94%	268
Write-in	0.39%	2
Total Votes		516

**SCHOOL DIRECTOR AT LARGE OWEN J ROBERTS
VOTE FOR FIVE (5)**

Follow This Contest

Export

Precincts Reported: 16 / 16

DEM LYDIA STUTZMAN	<div style="width: 10.36%;"></div> 10.36%	257
DEM PAUL FRIEL	<div style="width: 11.33%;"></div> 11.33%	281
DEM JENNIFER MUNSON	<div style="width: 10.69%;"></div> 10.69%	265
DEM JOHN R MELNICZEK	<div style="width: 11.05%;"></div> 11.05%	274
DEM MITCHELL HABER	<div style="width: 9.11%;"></div> 9.11%	226
REP DANIEL V DOUGHERTY	<div style="width: 9.27%;"></div> 9.27%	230
REP KATHY DIMARINO	<div style="width: 10.77%;"></div> 10.77%	267
REP HEATHER A MCCREARY	<div style="width: 9.52%;"></div> 9.52%	236
REP ROSS R MICKLESavage	<div style="width: 8.67%;"></div> 8.67%	215
REP CYNTHIA SHAPLEY ZOCCALI	<div style="width: 8.87%;"></div> 8.87%	220
Write-in	0.36%	9
Total Votes		2,480

Highest vote totals of all Democratic candidates on the ballot in this precinct.

Were votes taken off the Republican candidates and put onto the Democrat candidates' totals? Or is this a natural occurrence?

Lowest vote totals of all Republican candidates on the ballot in this precinct. These are the only Republican candidates who lost their race in this precinct.

**SCHOOL DIR UNEXP 2YR TERM OWEN J ROBERTS
VOTE FOR ONE (1)**

Follow This Contest

Export

Precincts Reported: 16 / 16

DEM MARQUITA HILL	<div style="width: 38.64%;"></div> 38.64%	199
REP JOHN DIEHL	<div style="width: 60.39%;"></div> 60.39%	311
Write-in	0.97%	5
Total Votes		515

**TOWNSHIP SUPERVISOR N COVENTRY TWP
VOTE FOR ONE (1)**

Follow This Contest

Export

Precincts Reported: 4 / 4

DEM DIANA MCGEE	<div style="width: 43.08%;"></div> 43.08%	221
REP JIM MARKS	<div style="width: 56.34%;"></div> 56.34%	289
Write-in	0.58%	3
Total Votes		513

AUDITOR N COVENTRY TWP VOTE FOR ONE (1) <input type="checkbox"/> Follow This Contest		Export
Precincts Reported: 4 / 4		
Write-in		100% 68
		Total Votes 68
AUDITOR UNEXP 4YR TERM N COVENTRY TWP VOTE FOR ONE (1) <input type="checkbox"/> Follow This Contest		Export
Precincts Reported: 4 / 4		
Write-in		100% 15
		Total Votes 15
PCA CRIME VICTIM RIGHTS - VOTE FOR ONE (1) <input type="checkbox"/> Follow This Contest		Export
Precincts Reported: 228 / 228		
Yes		80.34% 376
No		19.66% 92
		Total Votes 468
RETENTION QUESTION #1 - Judge of the Superior Court Anne E. Lazarus - VOTE FOR ONE (1) <input type="checkbox"/> Follow This Contest		Export
Precincts Reported: 228 / 228		
Yes		71.39% 282
No		28.61% 113
		Total Votes 395

(Remaining votes not shown are for Judge Retentions). To see this 2019 precinct report, [CLICK HERE](#).

MENU
HOME MY TRACKED CONTESTS EXPORT

Chester County Pennsylvania Election Results

Official MUNICIPAL ELECTION
NOVEMBER 5, 2019

Updated 5/13/2024 12:52:40 PM EST

VOTER TURNOUT
Total Ballots Cast 141,061
Registered Voters 351,925

40.08%

Ballots Cast By Mail-In: 0
Ballots Cast By Polling Place: 141,061
Ballots Cast By Provisional Ballot: 0

IN-PERSON VOTING

100%

Precincts Reported Partially 0
Fully 228

ABSENTEE / MAIL-IN BALLOTS

All ballots are being processed and verified. County can only count ballots as the law allows.

Ballots Received: 0
Ballots Counted: 0

Current Status: Complete

005 - 090
100 - 198
200 - 295
300 - 395
400 - 479
515 - 595
600 - 695
700 - 795
800 - 860

EAST BRADFORD SOUTH 1

EAST BRADFORD SOUTH 2

EAST MARLBOROUGH WEST

EAST NANTMEAL

EAST NOTTINGHAM EAST

EAST NOTTINGHAM WEST

LOWER OXFORD EAST

LOWER OXFORD WEST

MODENA

NEW GARDEN NORTH

NEW GARDEN SOUTH 1

NEW GARDEN SOUTH 2

NEW LONDON

NEWLIN

OXFORD EAST

OXFORD WEST

PARKESBURG NORTH

PARKESBURG SOUTH

PENN

PENNSBURY NORTH 1

PENNSBURY NORTH 2

PENNSBURY SOUTH 1

PENNSBURY SOUTH 2

PHOENIXVILLE EAST 1

PHOENIXVILLE EAST 2

PHOENIXVILLE MIDDLE 1

PHOENIXVILLE MIDDLE 2

PHOENIXVILLE MIDDLE 3

PHOENIXVILLE NORTH 1

PHOENIXVILLE NORTH 2

PHOENIXVILLE NORTH 3

UPPER OXFORD

WEST BRADFORD 1

WEST MARLBOROUGH

WEST NANTMEAL

WEST NOTTINGHAM

PENNSBURY SOUTH 2

**STRAIGHT PARTY
VOTE FOR ONE (1)**

Follow This Contest

Export



Precincts Reported: 228 / 228

DEMOCRATIC	<div style="width: 54.55%;"></div> 54.55%	72
REPUBLICAN	<div style="width: 45.45%;"></div> 45.45%	60
INDEPENDENT	0.00%	0
LIBERTARIAN	0.00%	0
Total Votes		132

**JUDGE OF THE SUPERIOR COURT
VOTE FOR TWO (2)**

Follow This Contest

Export



Precincts Reported: 228 / 228

DEM AMANDA GREEN-HAWKINS	<div style="width: 26.77%;"></div> 26.77%	144
DEM DANIEL D MCCAFFERY	<div style="width: 26.39%;"></div> 26.39%	142
REP MEGAN MCCARTHY KING	<div style="width: 25.28%;"></div> 25.28%	136
REP CHRISTYLEE PECK	<div style="width: 21.56%;"></div> 21.56%	116
Write-in	0.00%	0
Total Votes		538

**JUDGE OF THE COURT OF COMMON PLEAS
VOTE FOR TWO (2)**

Follow This Contest

Export



Precincts Reported: 228 / 228

DEM ANALISA SONDERGAARD	<div style="width: 28.68%;"></div> 28.68%	154
DEM BRET BINDER	<div style="width: 24.39%;"></div> 24.39%	131
REP ANDREA CARDAMONE	<div style="width: 23.09%;"></div> 23.09%	124
REP CHARLES A GAZA	<div style="width: 23.84%;"></div> 23.84%	128
Write-in	0.00%	0
Total Votes		537

**COUNTY COMMISSIONER
VOTE FOR TWO (2)**

Follow This Contest

Export



Precincts Reported: 228 / 228

DEM JOSH MAXWELL	<div style="width: 25.46%;"></div> 25.46%	138
DEM MARIAN MOSKOWITZ	<div style="width: 25.65%;"></div> 25.65%	139
REP TERENCE FARRELL	<div style="width: 23.80%;"></div> 23.80%	129
REP MICHELLE KICHLINE	<div style="width: 25.09%;"></div> 25.09%	136
Write-in	0.00%	0
Total Votes		542

**DISTRICT ATTORNEY
VOTE FOR ONE (1)**

Follow This Contest

Export



Precincts Reported: 228 / 228

DEM DEB RYAN	<div style="width: 55.00%;"></div> 55.00%	154
REP MICHAEL NOONE	<div style="width: 45.00%;"></div> 45.00%	126
Write-in	0.00%	0
Total Votes		280

**SHERIFF
VOTE FOR ONE (1)**

Follow This Contest

Export



Precincts Reported: 228 / 228

DEM FREDDA MADDOX	<div style="width: 51.25%;"></div> 51.25%	144
REP JIM FITZGERALD	<div style="width: 48.75%;"></div> 48.75%	137
Write-in	0.00%	0
Total Votes		281

**PROTHONOTARY
VOTE FOR ONE (1)**

Follow This Contest

Export

Precincts Reported: 228 / 228

DEM DEBBIE BOOKMAN	52.71%	146
REP MATT HOLLIDAY	47.29%	131
Write-in	0.00%	0
Total Votes		277

**REGISTER OF WILLS
VOTE FOR ONE (1)**

Follow This Contest

Export

Precincts Reported: 228 / 228

DEM MICHELE VAUGHN	52.33%	146
REP TERRI CLARK	47.67%	133
Write-in	0.00%	0
Total Votes		279

**RECORDER OF DEEDS
VOTE FOR ONE (1)**

Follow This Contest

Export

Precincts Reported: 228 / 228

DEM CHRIS PIELLI	51.42%	145
REP AMBER LITTLE-TURNER	48.58%	137
Write-in	0.00%	0
Total Votes		282

**SCHOOL DIRECTOR UNIONVILLE REGION C
VOTE FOR THREE (3)**

Follow This Contest

Export

Precincts Reported: 4 / 4

DEM ERIN TALBERT	24.22%	179
DEM JEN BROWN	23.68%	175
DEM/REP JOHN P MURPHY	23.68%	175
REP STEVE JONES	14.61%	108
REP JON TRIGG	13.40%	99
Write-in	0.41%	3
Total Votes		739

Highest vote totals of all Democratic candidates on the ballot in this precinct.

Lowest vote totals of all Republican candidates on the ballot in this precinct.

**TOWNSHIP SUPERVISOR PENNSBURY TWP
VOTE FOR ONE (1)**

Follow This Contest

Export

Precincts Reported: 4 / 4

DEM DAN BOYLE	48.40%	136
REP SCOTTY SCOTTOLINE	50.89%	143
Write-in	0.71%	2
Total Votes		281

**AUDITOR PENNSBURY TWP
VOTE FOR ONE (1)**

Follow This Contest

Export

Precincts Reported: 4 / 4

REP PATRICK I BARRON	94.64%	159
Write-in	5.36%	9
Total Votes		168

**PCA CRIME VICTIM RIGHTS -
VOTE FOR ONE (1)**

Follow This Contest

Export

Precincts Reported: 228 / 228

Yes	64.17%	163
No	35.83%	91
Total Votes		254

**RETENTION QUESTION #1 - Judge of the Superior Court Anne E. Lazarus -
VOTE FOR ONE (1)**

Export

(Remaining votes not shown are for Judge Retentions). To see this 2019 precinct report, [CLICK HERE](#).

The final example is below:

MENU
HOME MY TRACKED CONTESTS EXPORT

Chester County Pennsylvania Election Results

Official MUNICIPAL ELECTION
NOVEMBER 5, 2019

Updated 5/13/2024 12:52:40 PM EST

VOTER TURNOUT
Total Ballots Cast Registered Voters

141,061
351,925

40.08%

IN-PERSON VOTING

100%

Precincts Reported Fully: 0 / 228

ABSENTEE / MAIL-IN BALLOTS

All ballots are being processed and verified. County can only count ballots as the law allows.

Ballots Received: 0
Ballots Counted: 0

Current Status: Complete

005 - 090 100 - 198 200 - 295 300 - 395 400 - 479 515 - 595 **600 - 695** 700 - 795 800 - 860

EAST WHITELAND 1

EAST WHITELAND 2

EAST WHITELAND 3

EAST WHITELAND 4

EAST WHITELAND 5

EAST WHITELAND 6

WEST BRANDYWINE EAST 1

WEST BRANDYWINE EAST 2

WEST BRANDYWINE WEST

WEST CHESTER 1

WEST CHESTER 2E

WEST CHESTER 2W

WEST CHESTER 3

WEST CHESTER 4

WEST CHESTER 5

WEST CHESTER 6

WEST CHESTER 7

WEST WHITELAND 1

WEST WHITELAND 2

WEST WHITELAND 3

WEST WHITELAND 4

WEST WHITELAND 5

WEST WHITELAND 6

WESTTOWN 3

WESTTOWN 4

WESTTOWN 5

WILLISTOWN NORTH 1

WILLISTOWN NORTH 2

WILLISTOWN NORTH 3

WILLISTOWN NORTH 4

WILLISTOWN NORTH 5

WILLISTOWN NORTH 6

WILLISTOWN SOUTH 1

WILLISTOWN SOUTH 2

WILLISTOWN SOUTH 3

EAST WHITELAND 3

STRAIGHT PARTY VOTE FOR ONE (1)

Follow This Contest Export

Precincts Reported: 228 / 228

DEMOCRATIC	69.44%	200
REPUBLICAN	30.56%	88
INDEPENDENT	0.00%	0
LIBERTARIAN	0.00%	0
Total Votes		288

JUDGE OF THE SUPERIOR COURT VOTE FOR TWO (2)

Follow This Contest Export

Precincts Reported: 228 / 228

DEM AMANDA GREEN-HAWKINS	32.25%	329
DEM DANIEL D MCCAFFERY	32.75%	334
REP MEGAN MCCARTHY KING	18.53%	189
REP CHRISTYLEE PECK	16.47%	168
Write-in	0.00%	0
Total Votes		1,020

JUDGE OF THE COURT OF COMMON PLEAS VOTE FOR TWO (2)

Follow This Contest Export

Precincts Reported: 228 / 228

DEM ANALISA SONDERGAARD	33.66%	343
DEM BRET BINDER	31.89%	325
REP ANDREA CARDAMONE	18.55%	189
REP CHARLES A GAZA	15.70%	160
Write-in	0.20%	2
Total Votes		1,019

**COUNTY COMMISSIONER
VOTE FOR TWO (2)**

Follow This Contest

Export



Precincts Reported: 228 / 228

DEM JOSH MAXWELL	<div style="width: 31.76%;"></div> 31.76%	322
DEM MARIAN MOSKOWITZ	<div style="width: 33.04%;"></div> 33.04%	335
REP TERENCE FARRELL	<div style="width: 17.26%;"></div> 17.26%	175
REP MICHELLE KICHLINE	<div style="width: 17.85%;"></div> 17.85%	181
Write-in	<div style="width: 0.10%;"></div> 0.10%	1
Total Votes		1,014

**DISTRICT ATTORNEY
VOTE FOR ONE (1)**

Follow This Contest

Export



Precincts Reported: 228 / 228

DEM DEB RYAN	<div style="width: 64.91%;"></div> 64.91%	344
REP MICHAEL NOONE	<div style="width: 34.91%;"></div> 34.91%	185
Write-in	<div style="width: 0.19%;"></div> 0.19%	1
Total Votes		530

**SHERIFF
VOTE FOR ONE (1)**

Follow This Contest

Export



Precincts Reported: 228 / 228

DEM FREDDA MADDOX	<div style="width: 63.77%;"></div> 63.77%	338
REP JIM FITZGERALD	<div style="width: 35.66%;"></div> 35.66%	189
Write-in	<div style="width: 0.57%;"></div> 0.57%	3
Total Votes		530

**PROTHONOTARY
VOTE FOR ONE (1)**

Follow This Contest

Export



Precincts Reported: 228 / 228

DEM DEBBIE BOOKMAN	<div style="width: 65.00%;"></div> 65.00%	338
REP MATT HOLLIDAY	<div style="width: 35.00%;"></div> 35.00%	182
Write-in	<div style="width: 0.00%;"></div> 0.00%	0
Total Votes		520

**REGISTER OF WILLS
VOTE FOR ONE (1)**

Follow This Contest

Export



Precincts Reported: 228 / 228

DEM MICHELE VAUGHN	<div style="width: 66.22%;"></div> 66.22%	349
REP TERRI CLARK	<div style="width: 33.02%;"></div> 33.02%	174
Write-in	<div style="width: 0.76%;"></div> 0.76%	4
Total Votes		527

**RECORDER OF DEEDS
VOTE FOR ONE (1)**

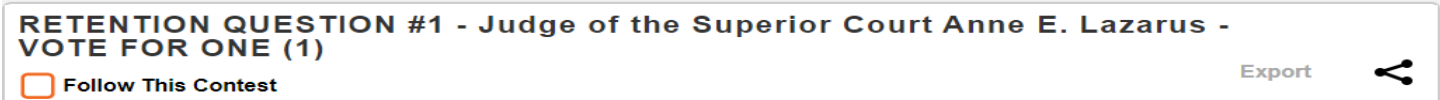
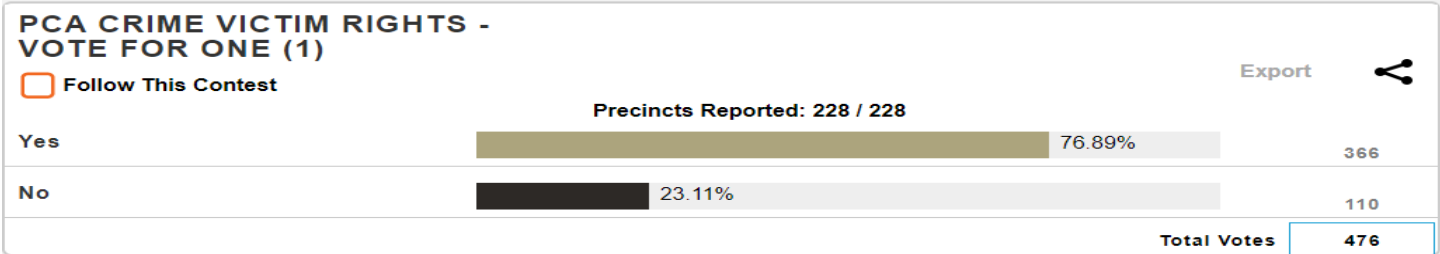
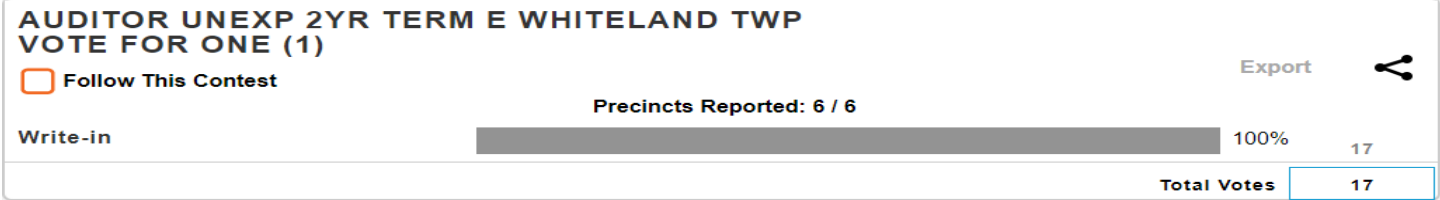
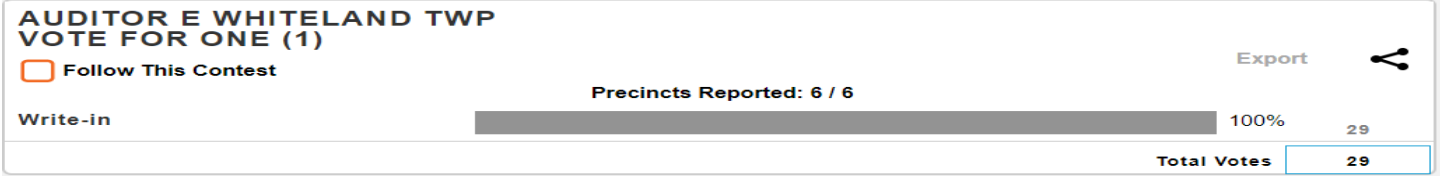
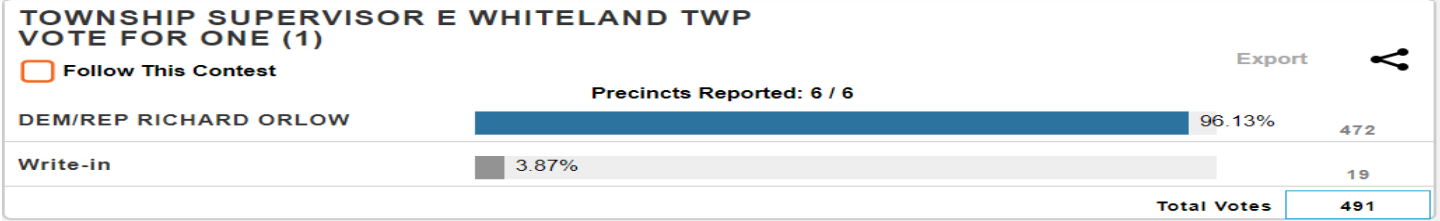
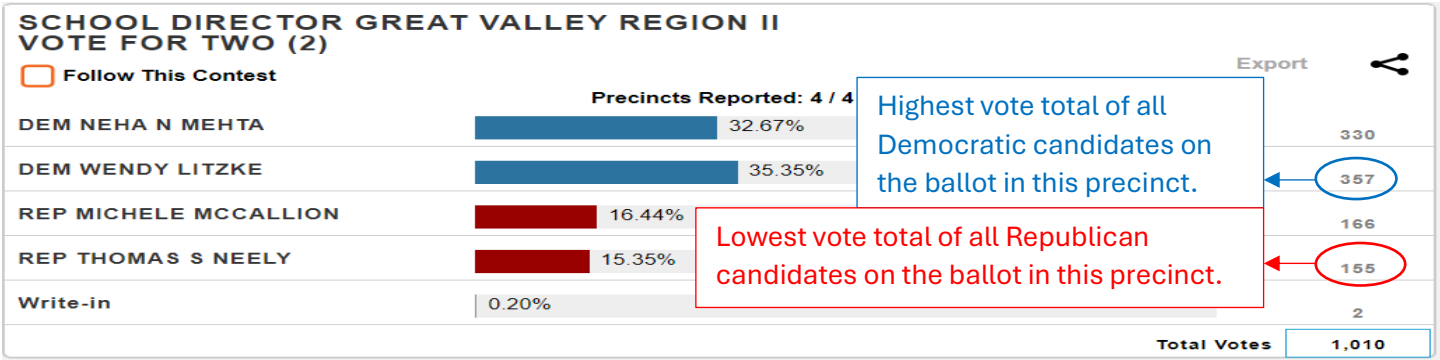
Follow This Contest

Export



Precincts Reported: 228 / 228

DEM CHRIS PIELLI	<div style="width: 65.65%;"></div> 65.65%	344
REP AMBER LITTLE-TURNER	<div style="width: 34.35%;"></div> 34.35%	180
Write-in	<div style="width: 0.00%;"></div> 0.00%	0
Total Votes		524



(Remaining votes not shown are for Judge Retentions). To see this 2019 precinct report, [CLICK HERE](#).

The 2019 chart showing the precincts where Republican School Director candidates had the lowest vote totals is shown below. School Director candidates are displayed in green.

2019 WORST PERFORMING REPUBLICAN - 1ST, 2ND, 3RD LOWEST VOTE TOTAL (4TH FOR SCHOOL DIRECTORS)				
CHESTER COUNTY PRECINCTS	LOWEST VOTE TOTAL	2ND LOWEST VOTE TOTAL	3RD LOWEST VOTE TOTAL	4TH LOWEST VOTE TOTAL
0145 NORTH COVENTRY EAST	SCHOOL DIRECTOR ROSS MICKLES AVAGE	SCHOOL DIRECTOR CYNTHIA SHAPLEY ZOCCALI W	SCHOOL DIRECTOR DANIEL DOUGHERTY	SCHOOL DIRECTOR HEATHER A MCCREARY
0150 NORTH COVENTRY MID	SCHOOL DIRECTOR HEATHER A MCCREARY	SCHOOL DIRECTOR ROSS MICKLES AVAGE	SCHOOL DIRECTOR CYNTHIA SHAPLEY ZOCCALI W	
0155 NORTH COVENTRY W-1	SCHOOL DIRECTOR ROSS MICKLES AVAGE	SCHOOL DIRECTOR DANIEL DOUGHERTY	SCHOOL DIRECTOR CYNTHIA SHAPLEY ZOCCALI W	TIE - SCHOOL DIR MCCREARY, SUPERIOR CT PECK
0156 NORTH COVENTRY W-2	SCHOOL DIRECTOR ROSS MICKLES AVAGE	SCHOOL DIRECTOR CYNTHIA SHAPLEY ZOCCALI W	SCHOOL DIRECTOR HEATHER MCCREARY	SCHOOL DIRECTOR DANIEL DOUGHERTY
0160 EAST COVENTRY 1	SCHOOL DIRECTOR HEATHER A MCCREARY	SCHOOL DIRECTOR ROSS MICKLES AVAGE	SCHOOL DIRECTOR CYNTHIA SHAPLEY ZOCCALI W	SCHOOL DIRECTOR DANIEL DOUGHERTY
0165 EAST COVENTRY 2	SCHOOL DIRECTOR HEATHER A MCCREARY	SCHOOL DIRECTOR CYNTHIA SHAPLEY ZOCCALI W	SCHOOL DIRECTOR ROSS MICKLES AVAGE	SCHOOL DIRECTOR DANIEL DOUGHERTY
0170 SOUTH COVENTRY	SCHOOL DIRECTOR ROSS MICKLES AVAGE	SCHOOL DIRECTOR CYNTHIA SHAPLEY ZOCCALI W	SCHOOL DIRECTOR DANIEL DOUGHERTY	
0345 LONDON GROVE S	SCHOOL DIRECTOR CHRISTINA FANNING	CT COM PLEAS CHARLES GAZA	SUPERIOR COURT CHRISTYLEE PECK	
0375 EAST NANTMEAL	SCHOOL DIRECTOR CYNTHIA SHAPLEY ZOCCALI	TOWNSHIP SUPERVISOR T JEAN THOMAS	SCHOOL DIRECTOR ROSS MICKLES AVAGE	SCHOOL DIRECTOR HEATHER MCCREARY
0395 NEW LONDON	SCHOOL DIRECTOR MARK STEWART JR	CT COM PLEAS CHARLES GAZA	COMMISSIONER TERENCE FARRELL	
0405 EAST NOTTINGHAM	SCHOOL DIRECTOR BOB TENGA	SUPERIOR COURT CHRISTYLEE PECK	AUDITOR MIKE BLESSINGTON	
0406 EAST NOTTINGHAM W	SCHOOL DIRECTOR BOB TENGA	SUPERIOR COURT CHRISTYLEE PECK	CT COM PLEAS CHARLES GAZA	SCHOOL DIRECTOR MARK PATTERSON
0425 LOWER OXFORD E	SCHOOL DIRECTOR BOB TENGA	CT COM PLEAS CHARLES GAZA	SUPERIOR COURT CHRISTYLEE PECK	
0435 UPPER OXFORD	SCHOOL DIRECTOR BOB TENGA	CT COM PLEAS CHARLES GAZA	SUPERIOR COURT CHRISTYLEE PECK	
0450 PENN	SCHOOL DIRECTOR MARK STEWART JR	CT COM PLEAS CHARLES GAZA	SUPERIOR COURT CHRISTYLEE PECK	
0457 PENNSBURY SOUTH-2	SCHOOL DIRECTOR JON TRIGG	SCHOOL DIRECTOR STEVE JONES	SUPERIOR COURT CHRISTYLEE PECK	
0654 UWCHLAN 2	SCHOOL DIRECTOR MICHAEL MUSHENO	CT COM PLEAS CHARLES GAZA	SUPERIOR COURT CHRISTYLEE PECK	
0660 UWCHLAN 8	SCHOOL DIRECTOR MUSHENO, SUPERIOR CT PECK	CT COM PLEAS CHARLES GAZA	RECORDER OF DEEDS AMBER LITTLE-TURNER	
0680 EAST VINCENT 1	SCHOOL DIRECTOR ROSS MICKLES AVAGE	SCHOOL DIRECTOR CYNTHIA SHAPLEY ZOCCALI W	SCHOOL DIRECTOR DANIEL DOUGHERTY	
0681 EAST VINCENT 2	SCHOOL DIRECTOR ROSS MICKLES AVAGE	SCHOOL DIRECTOR CYNTHIA SHAPLEY ZOCCALI W	CT COM PLEAS CHARLES GAZA	TIE - SCHOOL DIR MCCREARY, DISTRICT ATTORNEY NOONE
0682 EAST VINCENT 3	SCHOOL DIRECTOR CYNTHIA SHAPLEY ZOCCALI	SCHOOL DIRECTOR ROSS MICKLES AVAGE	SCHOOL DIRECTOR HEATHER MCCREARY	TIE - SCHOOL DIRECTOR DOUGHERTY, DIMARINO, SUPERIOR CT PECK
0683 EAST VINCENT 4	SCHOOL DIRECTOR CYNTHIA SHAPLEY ZOCCALI	SCHOOL DIRECTOR ROSS MICKLES AVAGE	SCHOOL DIRECTOR DANIEL DOUGHERTY	SCHOOL DIRECTOR HEATHER MCCREARY
0680 WEST VINCENT 1	SCHOOL DIRECTOR ROSS MICKLES AVAGE	SCHOOL DIRECTOR CYNTHIA SHAPLEY ZOCCALI W	SCHOOL DIRECTOR DANIEL DOUGHERTY	
0693 WEST VINCENT 2	SCHOOL DIRECTOR ROSS MICKLES AVAGE	SCHOOL DIRECTOR CYNTHIA SHAPLEY ZOCCALI W	CT COM PLEAS CHARLES GAZA	SCHOOL DIRECTOR DANIEL DOUGHERTY
0700 WARWICK EAST	SCHOOL DIRECTOR CYNTHIA SHAPLEY ZOCCALI	SCHOOL DIRECTOR ROSS MICKLES AVAGE	SCHOOL DIRECTOR DANIEL DOUGHERTY	TIE - SCHOOL DIRECTOR MCCREARY, CT COM PLEAS GAZA
0705 WARWICK WEST	SCHOOL DIRECTOR CYNTHIA SHAPLEY ZOCCALI	SCHOOL DIRECTOR HEATHER MCCREARY	TIE - SCHOOL DIRECTOR MICKLES AVAGE, DOUGHERTY	
0710 WEST GROVE 1	SCHOOL DIRECTOR MARK STEWART JR	MEMBER OF COUNCIL CLYDE JACOBS II	SUPERIOR COURT CHRISTYLEE PECK	
0735 EAST WHITELAND 1	SCHOOL DIRECTOR THOMAS NEELY	TIE - COMMISSIONER FARRELL, WILLS CLARK, PROTHONOTARY HOLLIDAY	TIE - SCHOOL DIR MCCALLION, CT COM PLEAS GAZA, DEEDS LITTLE-TURNER	
0740 EAST WHITELAND 2	SCHOOL DIRECTOR THOMAS NEELY	TIE - SCHOOL DIRECTOR MCCALLION, SUPERIOR CT PECK	CT COM PLEAS CHARLES GAZA	
0745 EAST WHITELAND 3	SCHOOL DIRECTOR THOMAS NEELY	CT COM PLEAS CHARLES GAZA	SCHOOL DIRECTOR MICHELE MCCALLION	
0762 WEST WHITELAND 4	TIE - SCHOOL DIRECTOR NICOLSON, SUPERIOR CT PECK	CT COM PLEAS CHARLES GAZA	DISTRICT ATTORNEY MICHAEL NOONE	
0770 WILLISTOWN NORTH-1	SCHOOL DIRECTOR STEPHEN DITTMANN	SUPERIOR COURT CHRISTYLEE PECK	CT COM PLEAS CHARLES GAZA	
0775 WILLISTOWN NORTH-2	SCHOOL DIRECTOR STEPHEN DITTMANN	SUPERIOR COURT CHRISTYLEE PECK	CT COM PLEAS CHARLES GAZA	
0795 WILLISTOWN NORTH-6	SCHOOL DIRECTOR STEPHEN DITTMANN	TIE - SUPERIOR CT PECK, MCCARTHY KING	TIE - CT COM PLEAS GAZA, RECORDER OF DEEDS LITTLE-TURNER	
0410 WEST NOTTINGHAM	SUPERIOR COURT CHRISTYLEE PECK	SCHOOL DIRECTOR BOB TENGA	TIE - CT COM PLEAS GAZA, SCHOOL DIRECTOR PATTERSON	
0430 LOWER OXFORD WEST	SUPERIOR COURT CHRISTYLEE PECK	TIE - SCHOOL DIRECTOR TENGA, TOWNSHIP SUPERVISOR BROWN	CT COM PLEAS ANDREA CARDAMONE	
0456 PENNSBURY SOUTH-1	SUPERIOR COURT CHRISTYLEE PECK	SCHOOL DIRECTOR JON TRIGG	SUPERIOR COURT MEGAN MCCARTHY KING	
0715 WEST GROVE 2	MEMBER OF COUNCIL CLYDE JACOBS II	TIE - SCHOOL DIRECTOR FANNING, MEMBER OF COUNCIL DONOVAN	TIE - SUPERIOR COURT PECK, CT COM PLEAS GAZA	
0750 EAST WHITELAND 4	CT COM PLEAS CHARLES GAZA	SCHOOL DIRECTOR ELLEN BEHRLE	SUPERIOR COURT CHRISTYLEE PECK	
0760 WEST WHITELAND 2	SUPERIOR COURT CHRISTYLEE PECK	SCHOOL DIRECTOR JULIE NICOLSON	CT COM PLEAS CHARLES GAZA	
0330 LONDON BRITAIN	TOWNSHIP SUPERVISOR RUSSELL MCKINNON	SCHOOL DIRECTOR CHARLES BEATTY	CT COM PLEAS CHARLES GAZA	
0806 WILLISTOWN SOUTH-3	SUPERIOR COURT CHRISTYLEE PECK	SCHOOL DIRECTOR STEPHEN DITTMANN	CT COM PLEAS CHARLES GAZA	
0195 EASTTOWN 1	SUPERIOR COURT CHRISTYLEE PECK	CT COM PLEAS CHARLES GAZA	SCHOOL DIRECTOR NICK LEE	
0198 EASTTOWN 2	SUPERIOR COURT CHRISTYLEE PECK	CT COM PLEAS CHARLES GAZA	SCHOOL DIRECTOR NICK LEE	
0204 EASTTOWN 4	SUPERIOR COURT CHRISTYLEE PECK	CT COM PLEAS CHARLES GAZA	TIE - SCHOOL DIR LEE, TOWNSHIP SUP ROMBERGER JR	
0215 ELK	SUPERIOR COURT CHRISTYLEE PECK	CT COM PLEAS CHARLES GAZA	TIE - COMM FARRELL, CT COM PLEAS CARDAMONE, SCHOOL DIR TENGA	
0246 EAST GOSHEN 4	CT COM PLEAS CHARLES GAZA	SUPERIOR COURT CHRISTYLEE PECK	SCHOOL DIRECTOR JULIE NICOLSON	
0295 HONEY BROOK BORO	SUPERIOR COURT CHRISTYLEE PECK	TIE - CT COM PLEAS GAZA, SUPERIOR COURT MCCARTHY KING	SCHOOL DIRECTOR JOSEPH T ARNDT III	
0350 MALVERN	MEMBER OF COUNCIL DANNY FRUCHTER	MEMBER OF COUNCIL MARK RONAYNE	SCHOOL DIRECTOR THOMAS NEELY	
0420 OXFORD WEST	MEMBER OF COUNCIL MICHELE RICH-JANIERI	MEMBER OF COUNCIL RANDY GRACE	SCHOOL DIRECTOR BOB TENGA	
0453 PENNSBURY N-1	SUPERIOR COURT CHRISTYLEE PECK	CT COM PLEAS ANDREA CARDAMONE	SCHOOL DIRECTOR JON TRIGG	
0535 SADSBUURY NORTH	SUPERIOR COURT CHRISTYLEE PECK	TIE - CT COM PLEAS GAZA, TOWNSHIP SUPERVISOR HENSEL	SCHOOL DIRECTOR ANDREW FINKBOHNER	
0759 WEST WHITELAND 1	SUPERIOR COURT CHRISTYLEE PECK	CT COM PLEAS CHARLES GAZA	SCHOOL DIRECTOR JULIE NICOLSON	
0763 WEST WHITELAND 5	SUPERIOR COURT CHRISTYLEE PECK	CT COM PLEAS CHARLES GAZA	SCHOOL DIRECTOR JULIE NICOLSON	
0785 WEST WHITELAND 7	CT COM PLEAS CHARLES GAZA	SUPERIOR COURT CHRISTYLEE PECK	SCHOOL DIRECTOR JULIE NICOLSON	
0780 WILLISTOWN NORTH-3	SUPERIOR COURT CHRISTYLEE PECK	CT COM PLEAS CHARLES GAZA	SCHOOL DIRECTOR STEPHEN DITTMANN	
0785 WILLISTOWN NORTH-4	CT COM PLEAS CHARLES GAZA	SUPERIOR COURT CHRISTYLEE PECK	SCHOOL DIRECTOR STEPHEN DITTMANN	
0790 WILLISTOWN NORTH-5	SUPERIOR COURT CHRISTYLEE PECK	CT COM PLEAS CHARLES GAZA	SCHOOL DIRECTOR STEPHEN DITTMANN	
0025 WEST BRADFORD 1	SUPERIOR COURT CHRISTYLEE PECK	CT COM PLEAS CHARLES GAZA	SCHOOL DIRECTOR CLAUDIA PARRA ROEMER	
0805 WILLISTOWN SOUTH-2	CT COM PLEAS CHARLES GAZA	SUPERIOR COURT CHRISTYLEE PECK	SCHOOL DIRECTOR STEPHEN DITTMANN	
0031 WEST BRADFORD 3	CT COM PLEAS CHARLES GAZA	SUPERIOR COURT CHRISTYLEE PECK	SCHOOL DIRECTOR CLAUDIA PARRA ROEMER	
0201 EASTTOWN 3	SUPERIOR COURT CHRISTYLEE PECK	CT COM PLEAS CHARLES GAZA	TOWNSHIP SUPERVISOR KARL ROMBERGER JR	SCHOOL DIRECTOR NICK LEE
0207 EASTTOWN 5	CT COM PLEAS CHARLES GAZA	TOWNSHIP SUPERVISOR KARL ROMBERGER JR	SUPERIOR COURT CHRISTYLEE PECK	SCHOOL DIRECTOR NICK LEE
0210 EASTTOWN 6	CT COM PLEAS CHARLES GAZA	SUPERIOR COURT CHRISTYLEE PECK	TOWNSHIP SUPERVISOR KARL ROMBERGER JR	TIE - SCHOOL DIRECTOR NICK LEE, DISTRICT ATTORNEY NOONE
0415 OXFORD EAST	MEMBER OF COUNCIL RANDY GRACE	MEMBER OF COUNCIL MICHELE RICH-JANIERI	MEMBER OF COUNCIL MARY LOU BAILY	SCHOOL DIRECTOR BOB TENGA

When you consistently see the same two Judges among the bottom three vote totals, along with the School Director candidates, it creates cause for concern. Was an algorithm present taking votes off Republican judge and school director candidates?

Precincts 30 West Bradford 2, 45 Caln 1, 61 West Caln 2, 65 Charlestown and 70 Coatesville 1 were all missing on the [election returns website](#) for Chester County. Therefore, these precincts could not be analyzed.

When comparing the 2019 Owen J. Roberts School District Republican losses to the previous two elections, it is easy to see the growing trend of Republican leaning precincts voting against Republican School Director candidates. This occurred across many of their original 2013 Republican leaning precincts that had been mapped since then. See below:



2015

2017

2019

OWEN J ROBERTS SCHOOL DISTRICT	ALL RACES WON EXCEPT:	ALL RACES WON EXCEPT:	ALL RACES WON EXCEPT:
0145 NORTH COVENTRY EAST		1/4 SCHOOL DIRECTOR	4/5 SCHOOL DIRECTORS
0150 NORTH COVENTRY MID		1/4 SUPERIOR CT, 1/4 SCHOOL DIRECTOR	3/5 SCHOOL DIRECTORS
0155 NORTH COVENTRY W-1		SCHOOL DIRECTOR UNX	1/5 SCHOOL DIRECTORS
0156 NORTH COVENTRY W-2	2/3 SUPREME COURT JUDGES	2/4 SUP CT, CORONER, 1/4 SCHOOL DIR, SCHOOL DIR UNX	4/5 SCHOOL DIRECTORS
0160 EAST COVENTRY 1		TOWNSHIP SUPERVISOR, 1/4 SCHOOL DIR	2/5 SCHOOL DIRECTORS
0165 EAST COVENTRY 2		1/4 SCHOOL DIRECTOR	
0170 SOUTH COVENTRY		SCHOOL DIRECTOR UNX	1/2 SUP CT, 1/2 CT COM PLS, DA, 4/5 SCHOOL DIR
0375 EAST NANTMEAL		SCHOOL DIRECTOR UNX	2/5 SCHOOL DIRECTORS, TOWNSHIP SUPERVISOR
0680 EAST VINCENT 1		3/4 SCHOOL DIRECTORS, SCHOOL DIRECTOR UNX	2/6 SCHOOL DIRECTORS
0681 EAST VINCENT 2	3/3 SC JUDGES, SUP CT, 1 COMM TIED		2/6 SCHOOL DIRECTORS
0682 EAST VINCENT 3		SUPREME COURT, 1/2 COMM COURT	1/2 SUP CT, CT COM PLS, COMM, 4/5 SCHOOL DIRECTORS
0683 EAST VINCENT 4		1/4 SCHOOL DIRECTOR	1/5 SCHOOL DIRECTORS
0690 WEST VINCENT 1	1 TOWNSHIP SUPERVISOR		1/2 COMM, SHERIFF, REC DEEDS, 2/6 SCHOOL DIRECTORS
0693 WEST VINCENT 2		1/4 SUP CT, MAG JDG, 1/4 SCH DIR, SCH DIR UNX, AUD	1/2 SUP CT, CT COM PLS, DA, PROTH, 3/5 SCHOOL DIRECTORS, TWP SUP
0700 WARWICK EAST	TOWNSHIP SUPERVISOR	2/4 SUP CT, 1/2 COMM CT, MAG JDG, 1/4 SD + SD TIE, SD UNX	3/5 SCHOOL DIRECTORS
0705 WARWICK WEST		1/4 SCHOOL DIRECTOR	

Why did Owen J. Roberts voters change and stop voting for their Republican School Director candidates?

Not related to their School Director races, but worth noting, is what happened to the Owen J. Roberts precincts in 2018:

2018

OWEN J ROBERTS SCHOOL DISTRICT	ALL RACES WON EXCEPT:
0145 NORTH COVENTRY EAST	SEN G.A. 44TH DIS, REP G.A. 26TH DIS
0150 NORTH COVENTRY MID	SEN G.A. 44TH DIS, REP G.A. 26TH DIS
0155 NORTH COVENTRY W-1	SEN G.A. 44TH DIS, REP G.A. 26TH DIS
0156 NORTH COVENTRY W-2	GOVERNOR
0160 EAST COVENTRY 1	
0165 EAST COVENTRY 2	GOVERNOR
0170 SOUTH COVENTRY	SEN G.A. 44TH DISTRICT
0375 EAST NANTMEAL	SEN G.A. 44TH DIS, REP G.A. 26TH DIS
0680 EAST VINCENT 1	
0681 EAST VINCENT 2	
0682 EAST VINCENT 3	SEN G.A. 44TH DIS, REP G.A. 26TH DIS
0683 EAST VINCENT 4	GOVERNOR
0690 WEST VINCENT 1	
0693 WEST VINCENT 2	REP G.A. 155TH DISTRICT
0700 WARWICK EAST	US SENATOR, GOVERNOR
0705 WARWICK WEST	

Why did so many of Owen J. Roberts precincts go Democrat in 2018, only to return to majority Republican in 2019? Why did Democrats in this school district not want to vote for their Senator in the General Assembly for the 44th district, or their Representative for the General Assembly in the 26th district candidates? Are votes being manipulated in the Owen J. Roberts district, or are these results the natural outcome from their voters?

In conclusion, below is a summary of the school districts in 2019 where one or more precincts had low Republican School Director vote totals.

- Avon Grove Region 1
- Great Valley Region 1
- Twin Valley Region 2
- Avon Grove Region 2
- Great Valley Region 2
- Twin Valley Region 3
- Avon Grove Region 3
- Great Valley Region 3
- Unionville Chadds Ford Region C
- Coatesville Region 3
- At Large Owen J. Roberts
- West Chester Region 2
- Downingtown Region 5
- At Large Oxford
- Downingtown Region 9
- Tredyffrin Easttown Region 3

2021

In 2021, the low vote total pattern is seen in 73 precincts throughout Chester County. Low Republican School Director candidate totals appear along with four Judicial candidates. This includes Commonwealth Court Candidates Drew Crompton and Stacy Wallace, and Court of Common Pleas Candidates Lou Mincarelli and PJ Redmond.

This year was different due to write-in candidates receiving a large number of votes in the Owen J. Roberts School District, along with the West Chester Region 3 district. It was also different because this was the first year that mail-in ballots were used in a municipal election.

Regular school director candidates' totals could have already been lowered due to the write-in's taking votes from them. Then, if an algorithm was set as well, it would decrease these vote totals to an even smaller number. This would create a much larger loss margin for the Republican School Director candidates when compared to the other Republican candidates on the ballot in the same precinct. The concern of whether there may have been an algorithm present in the 2021 Republican School Director races was first studied in other school districts and did not include Owen J. Roberts nor West Chester Region 3.

Another change in 2021 was this was the first municipal election with mail-in ballots in use. Because of this, the lowest/highest pattern location changed from precinct to precinct. It was either found in the "Election Day" votes or the "Mail-In" votes, and sometimes in the total votes of both methods combined.

Another concerning observation was that the lowest/highest pattern was again seen in both the "state" races and "county" races. "County" races included local races that only appeared in certain precincts. When you divide up the state races from the county races and see the lowest/highest pattern appear in both groups, it causes concern that algorithms might be run on both categories of races. Are two algorithms being run – one on a state race and one on a county race? Or is finding this pattern in both types of races natural?

The first example precinct shows the state and county races both having the lowest/highest pattern in the mail-in votes category. See the next page for the 750 E Whiteland 4 precinct example:

Precinct Summary Results Report
2021 Municipal Election

November 2, 2021

OFFICIAL RESULTS

Chester County

750 E Whiteland 4

STATISTICS

	TOTAL	Election Day	Absentee/Mail-in	Provisional
Registered Voters - Total	1,459			
Ballots Cast - Total	617	423	192	2
Ballots Cast - Blank	0	0	0	0
Voter Turnout - Total	42.29%			

Justice Of The Supreme Court

Vote For 1

	TOTAL	Election Day	Absentee/Mail-in	Provisional
DEM Maria McLaughlin	379	215	163	1
REP Kevin Brobson	226	199	26	1
Write-In Totals	0	0	0	0
Not Assigned	0	0	0	0
Total Votes Cast	605	414	189	2

Highest vote total of all Democratic candidates on the ballot in this precinct in the state races.

Lowest vote total of all Republican candidates on the ballot in this precinct in the state races.

Judge Of The Superior Court

Vote For 1

	TOTAL	Election Day	Absentee/Mail-in	Provisional
DEM Timika Lane	361	205	155	1
REP Megan Sullivan	245	211	33	1
Write-In Totals	0	0	0	0
Not Assigned	0	0	0	0
Total Votes Cast	606	416	188	2

750 E Whiteland 4

Judge Of The Commonwealth Court

Vote For 2

	TOTAL	Election Day	Absentee/Mail-in	Provisional
DEM Lori A. Dumas	374	212	161	1
DEM David Lee Spurgeon	335	188	146	1
REP Stacy Marie Wallace	225	193	31	1
REP Drew Crompton	219	191	27	1
Write-In Totals	0	0	0	0
Not Assigned	0	0	0	0
Total Votes Cast	1,153	784	365	4

Judge Of The Court Of Common Pleas

Vote For 2

	TOTAL	Election Day	Absentee/Mail-in	Provisional
DEM Alita Rovito	375	215	159	1
DEM Tony Verwey	336	192	143	1
REP Lou Mincarelli	230	198	31	1
REP PJ Redmond	223	190	32	1
Write-In Totals	0	0	0	0
Not Assigned	0	0	0	0
Total Votes Cast	1,164	795	365	4

Treasurer

Vote For 1

	TOTAL	Election Day	Absentee/Mail-in	Provisional
DEM Patricia A. Maisano	362	206	155	1
REP Jennifer Nicolas	242	208	33	1
Write-In Totals	3	3	0	0
Not Assigned	3	3	0	0
Total Votes Cast	607	417	188	2

750 E Whiteland 4

Controller

Vote For 1

	TOTAL	Election Day	Absentee/ Mail-in	Provisional
DEM Margaret Reif	369	211	157	1
REP Regina Mauro	236	204	31	1
Write-In Totals	1	1	0	0
Not Assigned	1	1	0	0
Total Votes Cast	606	416	188	2

Clerk Of Courts

Vote For 1

	TOTAL	Election Day	Absentee/ Mail-in	Provisional
DEM Yolanda Van de Krol	363	206	156	1
REP Carmela Z. Ciliberti	241	208	32	1
Write-In Totals	0	0	0	0
Not Assigned	0	0	0	0
Total Votes Cast	604	414	188	2

Coroner

Vote For 1

	TOTAL	Election Day	Absentee/ Mail-in	Provisional
DEM Sophia Garcia-Jackson	367	205	161	1
REP Frank Speidel	232	202	29	1
Write-In Totals	0	0	0	0
Not Assigned	0	0	0	0
Total Votes Cast	599	407	190	2

750 E Whiteland 4

Magisterial District Judge District 15-4-01

Vote For 1

	TOTAL	Election Day	Absentee/ Mail-in	Provisional
DEM Lauren Holt	369	205	163	1
REP Gene Twardowski	240	212	27	1
Write-In Totals	0	0	0	0
Not Assigned	0	0	0	0
Total Votes Cast	609	417	190	2

School Director Great Valley Region 1

Vote For 2

	TOTAL	Election Day	Absentee/ Mail-in	Provisional
DEM Samantha Jouin	407	240	165	2
DEM Andrea Rizzo	398	235	161	2
REP Alex Enderle	185	163	22	0
REP Lauren Dicranian	185	163	22	0
Write-In Totals	0	0	0	0
Not Assigned	0	0	0	0
Total Votes Cast	1,175	801	370	4

Highest vote total of all Democratic candidates on the ballot in this precinct in the county races. Ties with Township Supervisor candidate.

Lowest vote totals of all Republican candidates on the ballot in this precinct in the county races.

Township Supervisor E Whiteland Township

Vote For 1

	TOTAL	Election Day	Absentee/ Mail-in	Provisional
DEM Peter Fixler	429	263	165	1
Write-In Totals	18	17	1	0
Not Assigned	18	17	1	0
Total Votes Cast	447	280	166	1

750 E Whiteland 4

Tax Collector E Whiteland Township

Vote For 1

	TOTAL	Election Day	Absentee/ Mail-in	Provisional
REP Betsy Blackburn-Goslin	406	294	110	2
Write-In Totals	9	7	2	0
Not Assigned	9	7	2	0
Total Votes Cast	415	301	112	2

Auditor E Whiteland Township

Vote For 1

	TOTAL	Election Day	Absentee/ Mail-in	Provisional
Write-In Totals	18	14	4	0
Write-In: Mark S. Smith (Tie Vote Winner)	0	0	0	0
Write-In: Edward A. Wudyka Jr	0	0	0	0
Not Assigned	18	14	4	0
Total Votes Cast	18	14	4	0

Auditor Unexp 2Yr Term E Whiteland Township

Vote For 1

	TOTAL	Election Day	Absentee/ Mail-in	Provisional
Write-In Totals	14	12	2	0
Write-In: Mark S. Smith	0	0	0	0
Not Assigned	14	12	2	0
Total Votes Cast	14	12	2	0

750 E Whiteland 4

Constable E Whiteland Township

Vote For 1

	TOTAL	Election Day	Absentee/ Mail-in	Provisional
Write-In Totals	15	11	4	0
Write-In: Sean Melvin	0	0	0	0
Write-In: Gerard J. Pyne	0	0	0	0
Write-In: Robert. O. Barrett (Tie Vote)	0	0	0	0
Write-In: Dean A. Mioli	0	0	0	0
Not Assigned	15	11	4	0
Total Votes Cast	15	11	4	0

Judge Of Elections 750 E Whiteland 4

Vote For 1

	TOTAL	Election Day	Absentee/ Mail-in	Provisional
Write-In Totals	21	15	6	0
Write-In: Kevin L. McGovern	5	4	1	0
Not Assigned	16	11	5	0
Total Votes Cast	21	15	6	0

750 E Whiteland 4

Inspector Of Elections 750 E Whiteland 4

Vote For 1

	TOTAL	Election Day	Absentee/ Mail-in	Provisional
Write-In Totals	23	17	6	0
Write-In: Joseph Walter Gable Jr	1	1	0	0
Write-In: Betty Jane Gallagher	3	2	1	0
Write-In: Dyson T. Kennedy	1	0	1	0
Write-In: Kent J. Kingan	1	0	1	0
Write-In: Cristina Hartley	1	1	0	0
Write-In: Marian M. Barlow Campbell	7	7	0	0
Write-In: John B. Mateyk	1	1	0	0
Write-In: John David McMaster	1	1	0	0
Not Assigned	7	4	3	0
Total Votes Cast	23	17	6	0

Judicial Retention Question - John T. Bender

Vote For 1

(Remaining votes not shown are for Judge Retentions). To see this 2021 precinct report, [CLICK HERE](#). Having the lowest/highest pattern on the mail-in votes causes concern an algorithm might be run on the mail-in ballot votes.

Research was then focused on the Owen J. Roberts precincts and in this example precinct, the lowest/highest pattern was seen in the total votes. See below:

Precinct Summary Results Report
2021 Municipal Election
November 2, 2021

OFFICIAL RESULTS

Chester County

155 N Coventry W-1

STATISTICS

	TOTAL	Election Day	Absentee/Mail-in	Provisional
Registered Voters - Total	1,284			
Ballots Cast - Total	473	395	77	1
Ballots Cast - Blank	0	0	0	0
Voter Turnout - Total	36.84%			

Justice Of The Supreme Court
 Vote For 1

	TOTAL	Election Day	Absentee/Mail-in	Provisional
DEM Maria McLaughlin	206	143	62	1
REP Kevin Brobson	259	245	14	0
Write-In Totals	2	2	0	0
Not Assigned	2	2	0	0
Total Votes Cast	467	390	76	1

Highest vote total of all Democratic candidates on the ballot in this precinct in the state races.

Lowest vote total of all Republican candidates on the ballot in this precinct in the state races.

Judge Of The Superior Court
 Vote For 1

	TOTAL	Election Day	Absentee/Mail-in	Provisional
DEM Timika Lane	197	134	62	1
REP Megan Sullivan	271	256	15	0
Write-In Totals	0	0	0	0
Not Assigned	0	0	0	0
Total Votes Cast	468	390	77	1

155 N Coventry W-1

Judge Of The Commonwealth Court
 Vote For 2

	TOTAL	Election Day	Absentee/Mail-in	Provisional
DEM Lori A. Dumas	196	135	60	1
DEM David Lee Spurgeon	174	117	56	1
REP Stacy Marie Wallace	265	251	14	0
REP Drew Crompton	255	240	15	0
Write-In Totals	1	1	0	0
Not Assigned	1	1	0	0
Total Votes Cast	891	744	145	2

Judge Of The Court Of Common Pleas
 Vote For 2

	TOTAL	Election Day	Absentee/Mail-in	Provisional
DEM Alita Rovito	196	133	62	1
DEM Tony Verwey	185	121	63	1
REP Lou Mincarelli	256	243	13	0
REP PJ Redmond	255	244	11	0
Write-In Totals	0	0	0	0
Not Assigned	0	0	0	0
Total Votes Cast	892	741	149	2

Treasurer
 Vote For 1

	TOTAL	Election Day	Absentee/Mail-in	Provisional
DEM Patricia A. Maisano	187	124	62	1
REP Jennifer Nicolas	279	265	14	0
Write-In Totals	1	1	0	0
Not Assigned	1	1	0	0
Total Votes Cast	467	390	76	1

155 N Coventry W-1

Controller

Vote For 1

	TOTAL	Election Day	Absentee/ Mail-in	Provisional
DEM Margaret Reif	201	135	65	1
REP Regina Mauro	266	254	12	0
Write-In Totals	1	1	0	0
Not Assigned	1	1	0	0
Total Votes Cast	468	390	77	1

Clerk Of Courts

Vote For 1

	TOTAL	Election Day	Absentee/ Mail-in	Provisional
DEM Yolanda Van de Krol	193	129	63	1
REP Carmela Z. Ciliberti	273	260	13	0
Write-In Totals	0	0	0	0
Not Assigned	0	0	0	0
Total Votes Cast	466	389	76	1

Coroner

Vote For 1

	TOTAL	Election Day	Absentee/ Mail-in	Provisional
DEM Sophia Garcia-Jackson	196	134	61	1
REP Frank Speidel	269	255	14	0
Write-In Totals	0	0	0	0
Not Assigned	0	0	0	0
Total Votes Cast	465	389	75	1

155 N Coventry W-1

School Director At Large Owen J Roberts

Vote For 4

	TOTAL	Election Day	Absentee/ Mail-in	Provisional
DEM April Saboe	207	147	59	1
DEM Rita Pederson	207	144	62	1
DEM David Harmanos	203	144	58	1
DEM Michelle Mayfield Frees	124	74	50	0
REP Leslie Proffitt	215	191	24	0
REP Daniel V. Dougherty	194	183	11	0
REP Sarah Black	167	154	13	0
REP Heather A. McCreary	166	153	13	0
Write-In Totals	251	251	0	0
Write-In: Brooks Anthony Roland	125	125	0	0
Write-In: Fredrick J. Cameron	126	126	0	0
Not Assigned	0	0	0	0
Total Votes Cast	1,734	1,441	290	3

Highest vote totals of all Democrat candidates on the ballot in this precinct for the county races.

Lowest vote total of all Democrat candidates on the ballot in this precinct.

Lowest vote totals of all Republican candidates on the ballot in this precinct, and also in the county races.

Township Supervisor N Coventry Township

Vote For 2

	TOTAL	Election Day	Absentee/ Mail-in	Provisional
REP Carrie Hipple	316	269	47	0
REP Chasta Longworth	260	231	29	0
Write-In Totals	19	15	4	0
Not Assigned	19	15	4	0
Total Votes Cast	595	515	80	0

155 N Coventry W-1

Tax Collector N Coventry Township

Vote For 1

	TOTAL	Election Day	Absentee/ Mail-in	Provisional
REP Nance Sparks	376	323	53	0
Write-In Totals	6	4	2	0
Not Assigned	6	4	2	0
Total Votes Cast	382	327	55	0

Auditor N Coventry Township

Vote For 1

	TOTAL	Election Day	Absentee/ Mail-in	Provisional
LIB John W. Haibach Jr	288	235	53	0
Write-In Totals	10	7	3	0
Not Assigned	10	7	3	0
Total Votes Cast	298	242	56	0

Constable N Coventry Township

Vote For 1

	TOTAL	Election Day	Absentee/ Mail-in	Provisional
DEM/REP Greg Willauer	380	314	66	0
Write-In Totals	4	4	0	0
Not Assigned	4	4	0	0
Total Votes Cast	384	318	66	0

155 N Coventry W-1

Judge Of Elections 155 N Coventry W-1

Vote For 1

	TOTAL	Election Day	Absentee/ Mail-in	Provisional
Write-In Totals	48	36	12	0
Write-In: Neville Dayne McAfee	7	7	0	0
Not Assigned	41	29	12	0
Total Votes Cast	48	36	12	0

Inspector Of Elections 155 N Coventry W-1

Vote For 1

	TOTAL	Election Day	Absentee/ Mail-in	Provisional
Write-In Totals	30	21	9	0
Write-In: Edward S. Bright	3	3	0	0
Write-In: Michael G. Barkasi	2	0	2	0
Not Assigned	25	18	7	0
Total Votes Cast	30	21	9	0

Judicial Retention Question - John T. Bender

Vote For 1

(Remaining votes not shown are for Judge Retentions). To see this 2021 precinct report, [CLICK HERE](#).

A comparison was done of 2017, 2019 and 2021 using a precinct chart that was made for tracking the original Republican precincts of 2013 and their political lean journey through 2023. What was found was very concerning:



	2017	2019	2021
OWEN J ROBERTS SCHOOL DISTRICT	ALL RACES WON EXCEPT:	ALL RACES WON EXCEPT:	ALL RACES WON EXCEPT:
0145 NORTH COVENTRY EAST	1/4 SCHOOL DIRECTOR	4/5 SCHOOL DIRECTORS	3/4 SCHOOL DIRECTORS
0150 NORTH COVENTRY MID	1/4 SUPERIOR CT, 1/4 SCHOOL DIRECTOR	3/5 SCHOOL DIRECTORS	1/2 CT OF COM PLS, 3/4 SCHOOL DIRECTORS
0155 NORTH COVENTRY W-1	SCHOOL DIRECTOR UNX	1/5 SCHOOL DIRECTORS	3/4 SCHOOL DIRECTORS
0156 NORTH COVENTRY W-2	2/4 SUP CT, CORONER, 1/4 SCHOOL DIR, SCHOOL DIR UNX	4/5 SCHOOL DIRECTORS	3/4 SCHOOL DIRECTORS
0160 EAST COVENTRY 1	TOWNSHIP SUPERVISOR, 1/4 SCHOOL DIR	2/5 SCHOOL DIRECTORS	SUPREME CT, 1/2 COMM CT, 1/2 CT OF COM PLS, CORNR, 3/4 SCHOOL DIRS
0165 EAST COVENTRY 2	1/4 SCHOOL DIRECTOR		1/4 SCHOOL DIRECTORS
0170 SOUTH COVENTRY	SCHOOL DIRECTOR UNX	1/2 SUP CT, 1/2 CT COM PLS, DA, 4/5 SCHOOL DIR	3/4 SCHOOL DIRECTORS
0375 EAST NANTMEAL	SCHOOL DIRECTOR UNX	2/5 SCHOOL DIRECTORS, TOWNSHIP SUPERVISOR	3/4 SCHOOL DIRECTORS
0680 EAST VINCENT 1	3/4 SCHOOL DIRECTORS, SCHOOL DIRECTOR UNX	2/6 SCHOOL DIRECTORS	SUPREME CT, 1/2 CT OF COM PLS, 3/4 SCHOOL DIRECTORS, TOWN SUP UNX
0681 EAST VINCENT 2		2/6 SCHOOL DIRECTORS	1/4 SCHOOL DIRECTOR, TOWNSHIP SUPERVISOR
0682 EAST VINCENT 3	SUPREME COURT, 1/2 COMM COURT	1/2 SUP CT, CT COM PLS, COMM, 4/5 SCHOOL DIRECTORS	SUPREME CT, 1/2 CT OF COM PLS, 3/4 SCHOOL DIRECTORS, TOWN SUP UNX
0683 EAST VINCENT 4	1/4 SCHOOL DIRECTOR	1/5 SCHOOL DIRECTORS	2/4 SCHOOL DIRECTORS, TOWNSHIP SUP UNX
0690 WEST VINCENT 1		1/2 COMM, SHERIFF, REC DEEDS, 2/6 SCHOOL DIRECTORS	1/4 SCHOOL DIRECTORS
0693 WEST VINCENT 2	1/4 SUP CT, MAG JDG, 1/4 SCH DIR, SCH DIR UNX, AUD	1/2 SUP CT, CT COM PLS, DA, PROTH, 3/5 SCHOOL DIRECTORS, TWP SUP	1/4 SCHOOL DIRECTORS
0700 WARWICK EAST	2/4 SUP CT, 1/2 COMM CT, MAG JDG, 1/4 SD + SD TIE, SD UNX	3/5 SCHOOL DIRECTORS	3/4 SCHOOL DIRECTORS
0705 WARWICK WEST	1/4 SCHOOL DIRECTOR		1/4 SCHOOL DIRECTORS

What happened in the Owen J. Roberts School District from 2017 to 2021 that caused Republican voters to increasingly stop supporting their School Director candidates? Why are more and more Republican School Director candidates losing their races while the rest of the Republican candidates win their races in several of these precincts?

It is worth mentioning that a large write-in campaign for two additional School Director candidates happened only in 2021, yet the same pattern of Republican losses seen in 2021 is also seen in 2019, and in half of the precincts in 2017. In 2015 this was not seen at all.

Taking a look at 2015 through 2021, including even years, this is what is seen:

	2015	2016	2017	2018
OWEN J ROBERTS SCHOOL DISTRICT	ALL RACES WON EXCEPT:	ALL RACES WON EXCEPT:	ALL RACES WON EXCEPT:	ALL RACES WON EXCEPT:
0145 NORTH COVENTRY EAST			1/4 SCHOOL DIRECTOR	SEN G.A. 44TH DIS, REP G.A. 26TH DIS
0150 NORTH COVENTRY MID		STATE TREASURER	1/4 SUPERIOR CT, 1/4 SCHOOL DIRECTOR	SEN G.A. 44TH DIS, REP G.A. 26TH DIS
0155 NORTH COVENTRY W-1			SCHOOL DIRECTOR UNX	SEN G.A. 44TH DIS, REP G.A. 26TH DIS
0156 NORTH COVENTRY W-2	2/3 SUPREME COURT JUDGES		2/4 SUP CT, CORONER, 1/4 SCHOOL DIR, SCHOOL DIR UNX	GOVERNOR
0160 EAST COVENTRY 1			TOWNSHIP SUPERVISOR, 1/4 SCHOOL DIR	
0165 EAST COVENTRY 2			1/4 SCHOOL DIRECTOR	GOVERNOR
0170 SOUTH COVENTRY			SCHOOL DIRECTOR UNX	SEN G.A. 44TH DISTRICT
0375 EAST NANTMEAL			SCHOOL DIRECTOR UNX	SEN G.A. 44TH DIS, REP G.A. 26TH DIS
0680 EAST VINCENT 1			3/4 SCHOOL DIRECTORS, SCHOOL DIRECTOR UNX	
0681 EAST VINCENT 2	3/3 SC JUDGES, SUP CT, 1 COMM TIED	CONGRESS 6TH DISTRICT		
0682 EAST VINCENT 3			SUPREME COURT, 1/2 COMM COURT	SEN G.A. 44TH DIS, REP G.A. 26TH DIS
0683 EAST VINCENT 4			1/4 SCHOOL DIRECTOR	GOVERNOR
0690 WEST VINCENT 1	1 TOWNSHIP SUPERVISOR	PRESIDENT		
0693 WEST VINCENT 2			1/4 SUP CT, MAG JDG, 1/4 SCH DIR, SCH DIR UNX, AUD	REP G.A. 155TH DISTRICT
0700 WARWICK EAST	TOWNSHIP SUPERVISOR		2/4 SUP CT, 1/2 COMM CT, MAG JDG, 1/4 SD + SD TIE, SD UNX	US SENATOR, GOVERNOR
0705 WARWICK WEST			1/4 SCHOOL DIRECTOR	

	2019	2020	2021
OWEN J ROBERTS SCHOOL DISTRICT	ALL RACES WON EXCEPT:	ALL RACES WON EXCEPT:	ALL RACES WON EXCEPT:
0145 NORTH COVENTRY EAST	4/5 SCHOOL DIRECTORS		3/4 SCHOOL DIRECTORS
0150 NORTH COVENTRY MID	3/5 SCHOOL DIRECTORS	CONGRESS 6TH DIST, REP G.A. 26TH DIS	1/2 CT OF COM PLS, 3/4 SCHOOL DIRECTORS
0155 NORTH COVENTRY W-1	1/5 SCHOOL DIRECTORS		3/4 SCHOOL DIRECTORS
0156 NORTH COVENTRY W-2	4/5 SCHOOL DIRECTORS		3/4 SCHOOL DIRECTORS
0160 EAST COVENTRY 1	2/5 SCHOOL DIRECTORS	AUDITOR GENERAL, STATE TREASURER	SUPREME CT, 1/2 COMM CT, 1/2 CT OF COM PLS, CORNR, 3/4 SCHOOL DIRS
0165 EAST COVENTRY 2			1/4 SCHOOL DIRECTORS
0170 SOUTH COVENTRY	1/2 SUP CT, 1/2 CT COM PLS, DA, 4/5 SCHOOL DIR		3/4 SCHOOL DIRECTORS
0375 EAST NANTMEAL	2/5 SCHOOL DIRECTORS, TOWNSHIP SUPERVISOR	PRESIDENT	3/4 SCHOOL DIRECTORS
0680 EAST VINCENT 1	2/6 SCHOOL DIRECTORS	AUDITOR GENERAL	SUPREME CT, 1/2 CT OF COM PLS, 3/4 SCHOOL DIRECTORS, TOWN SUP UNX
0681 EAST VINCENT 2	2/6 SCHOOL DIRECTORS		1/4 SCHOOL DIRECTOR, TOWNSHIP SUPERVISOR
0682 EAST VINCENT 3	1/2 SUP CT, CT COM PLS, COMM, 4/5 SCHOOL DIRECTORS	AUDITOR GENERAL, STATE TREASURER	SUPREME CT, 1/2 CT OF COM PLS, 3/4 SCHOOL DIRECTORS, TOWN SUP UNX
0683 EAST VINCENT 4	1/5 SCHOOL DIRECTORS		2/4 SCHOOL DIRECTORS, TOWNSHIP SUP UNX
0690 WEST VINCENT 1	1/2 COMM, SHERIFF, REC DEEDS, 2/6 SCHOOL DIRECTORS	AUDITOR GENERAL, STATE TREASURER	1/4 SCHOOL DIRECTORS
0693 WEST VINCENT 2	1/2 SUP CT, CT COM PLS, DA, PROTH, 3/5 SCHOOL DIRECTORS, TWP SUP	AUDITOR GENERAL	1/4 SCHOOL DIRECTORS
0700 WARWICK EAST	3/5 SCHOOL DIRECTORS		3/4 SCHOOL DIRECTORS
0705 WARWICK WEST			1/4 SCHOOL DIRECTORS

Below is the chart showing which precincts had their School Directors receiving the lowest vote totals in 2021:

2021 WORST PERFORMING REPUBLICANS - 1ST, 2ND, 3RD, 4TH LOWEST VOTE TOTAL				
CHESTER COUNTY PRECINCTS	LOWEST VOTE TOTAL	2ND LOWEST VOTE TOTAL	3RD LOWEST VOTE TOTAL	4TH LOWEST VOTE TOTAL
0145 NORTH COVENTRY EAST	SCHOOL DIRECTOR HEATHER MCCREARY	SCHOOL DIRECTOR DANIEL DOUGHERTY	SCHOOL DIRECTOR SARAH BLACK	TOWNSHIP SUPERVISOR CHASTA LONGWORTH
0150 NORTH COVENTRY MID	SCHOOL DIRECTOR SARAH BLACK	SCHOOL DIRECTOR HEATHER MCCREARY	SCHOOL DIRECTOR LESLIE PROFFITT	SCHOOL DIRECTOR DANIEL DOUGHERTY
0155 NORTH COVENTRY W-1	SCHOOL DIRECTOR HEATHER MCCREARY	SCHOOL DIRECTOR SARAH BLACK	SCHOOL DIRECTOR DANIEL DOUGHERTY	SCHOOL DIRECTOR LESLIE PROFFITT
0156 NORTH COVENTRY W-2	SCHOOL DIRECTOR HEATHER MCCREARY	SCHOOL DIRECTOR SARAH BLACK	SCHOOL DIRECTOR DANIEL DOUGHERTY	SCHOOL DIRECTOR LESLIE PROFFITT
0160 EAST COVENTRY 1	SCHOOL DIRECTOR SARAH BLACK	SCHOOL DIRECTOR LESLIE PROFFITT	SCHOOL DIRECTOR HEATHER MCCREARY	SCHOOL DIRECTOR DANIEL DOUGHERTY
0165 EAST COVENTRY 2	SCHOOL DIRECTOR HEATHER MCCREARY	SCHOOL DIRECTOR SARAH BLACK	SCHOOL DIRECTOR LESLIE PROFFITT	SCHOOL DIRECTOR DANIEL DOUGHERTY
0170 SOUTH COVENTRY	SCHOOL DIRECTOR SARAH BLACK	SCHOOL DIRECTOR HEATHER MCCREARY	SCHOOL DIRECTOR LESLIE PROFFITT	SCHOOL DIRECTOR DANIEL DOUGHERTY
0680 EAST VINCENT 1	SCHOOL DIRECTOR SARAH BLACK	TIE - SCHOOL DIRECTOR MCCREARY, PROFFITT	SCHOOL DIRECTOR DANIEL DOUGHERTY	CT COM PLEAS LOU MINCARELLI
0681 EAST VINCENT 2	SCHOOL DIRECTOR SARAH BLACK	SCHOOL DIRECTOR HEATHER MCCREARY	SCHOOL DIRECTOR LESLIE PROFFITT	SCHOOL DIRECTOR DANIEL DOUGHERTY
0682 EAST VINCENT 3	SCHOOL DIRECTOR SARAH BLACK	SCHOOL DIRECTOR HEATHER MCCREARY	SCHOOL DIRECTOR LESLIE PROFFITT	SCHOOL DIRECTOR DANIEL DOUGHERTY
0683 EAST VINCENT 4	SCHOOL DIRECTOR SARAH BLACK	SCHOOL DIRECTOR HEATHER MCCREARY	SCHOOL DIRECTOR LESLIE PROFFITT	TOWNSHIP SUPERVISOR JUSTIN HODGE
0690 WEST VINCENT 1	SCHOOL DIRECTOR LESLIE PROFFITT	SCHOOL DIRECTOR SARAH BLACK	SCHOOL DIRECTOR HEATHER MCCREARY	SCHOOL DIRECTOR DANIEL DOUGHERTY
0693 WEST VINCENT 2	SCHOOL DIRECTOR SARAH BLACK	SCHOOL DIRECTOR LESLIE PROFFITT	SCHOOL DIRECTOR HEATHER MCCREARY	SCHOOL DIRECTOR DANIEL DOUGHERTY
0700 WARWICK EAST	SCHOOL DIRECTOR LESLIE PROFFITT	SCHOOL DIRECTOR SARAH BLACK	SCHOOL DIRECTOR HEATHER MCCREARY	SCHOOL DIRECTOR DANIEL DOUGHERTY
0705 WARWICK WEST	SCHOOL DIRECTOR SARAH BLACK	SCHOOL DIRECTOR LESLIE PROFFITT	SCHOOL DIRECTOR HEATHER MCCREARY	SCHOOL DIRECTOR DANIEL DOUGHERTY
0375 EAST NANTMEAL	SCHOOL DIRECTOR HEATHER MCCREARY	SCHOOL DIRECTOR LESLIE PROFFITT	SCHOOL DIRECTOR DANIEL DOUGHERTY	SCHOOL DIRECTOR SARAH BLACK
0023 EAST BRADFORD S-1	SCHOOL DIRECTOR CHRIS MCCUNE	SCHOOL DIRECTOR STACEY WHOMSLEY	CT COM PLEAS LOU MINCARELLI	COMMONWEALTH COURT DREW CROMPTON
0024 EAST BRADFORD S-2	SCHOOL DIRECTOR CHRIS MCCUNE	SCHOOL DIRECTOR STACEY WHOMSLEY	CT COM PLEAS LOU MINCARELLI	COMMONWEALTH COURT STACY WALLACE
0580 THORNBURY 1	SCHOOL DIRECTOR CHRIS MCCUNE	SCHOOL DIRECTOR STACEY WHOMSLEY	CT COM PLEAS LOU MINCARELLI	COMMONWEALTH COURT DREW CROMPTON
0581 THORNBURY 2	SCHOOL DIRECTOR CHRIS MCCUNE	SCHOOL DIRECTOR STACEY WHOMSLEY	CT COM PLEAS LOU MINCARELLI	COMMONWEALTH COURT DREW CROMPTON
0720 WESTTOWN 1	SCHOOL DIRECTOR CHRIS MCCUNE	SCHOOL DIRECTOR STACEY WHOMSLEY	COMMONWEALTH COURT DREW CROMPTON	TIE - CT COM PLEAS MINCARELLI, JUDGE OF ELECTIONS PIZZI
0725 WESTTOWN 2	SCHOOL DIRECTOR CHRIS MCCUNE	SCHOOL DIRECTOR STACEY WHOMSLEY	COMMONWEALTH COURT DREW CROMPTON	CT COM PLEAS LOU MINCARELLI
0730 WESTTOWN 3	SCHOOL DIRECTOR CHRIS MCCUNE	SCHOOL DIRECTOR STACEY WHOMSLEY	COMMONWEALTH COURT STACY WALLACE	CT COM PLEAS LOU MINCARELLI
0733 WESTTOWN 4	SCHOOL DIRECTOR CHRIS MCCUNE	SCHOOL DIRECTOR STACEY WHOMSLEY	CT COM PLEAS LOU MINCARELLI	COMMONWEALTH COURT STACY WALLACE
0734 WESTTOWN 5	SCHOOL DIRECTOR STACEY WHOMSLEY	SCHOOL DIRECTOR CHRIS MCCUNE	TOWNSHIP SUPERVISOR THOMAS FOSTER	CT COM PLEAS LOU MINCARELLI
0020 EAST BRADFORD N-1	SCHOOL DIRECTOR CHRIS MCCUNE	CT COM PLEAS LOU MINCARELLI	SCHOOL DIRECTOR STACEY WHOMSLEY	COMMONWEALTH COURT DREW CROMPTON
0286 WEST GOSHEN S-4	SCHOOL DIRECTOR STACEY WHOMSLEY	CT COM PLEAS LOU MINCARELLI	TOWNSHIP SUPERVISOR HUGH PURNELL JR	COMMONWEALTH CT DREW CROMPTON
0280 WEST GOSHEN S-2	TIE - SCHOOL DIRECTOR WHOMSLEY, TOWNSHIP SUPERVISOR THOMAS FOSTER	TOWNSHIP SUPERVISOR HUGH PURNELL JR	COMMONWEALTH COURT DREW CROMPTON	CT COM PLEAS PJ REDMOND
0750 EAST WHITELAND 4	TIE - SCHOOL DIRECTOR ENDERLE, DICRANIAN	COMMONWEALTH COURT DREW CROMPTON	CT COM PLEAS PJ REDMOND	COMMONWEALTH COURT STACY WALLACE
0752 EAST WHITELAND 5	TIE - SCHOOL DIRECTOR ENDERLE, DICRANIAN	COMMONWEALTH COURT DREW CROMPTON	CT COM PLEAS LOU MINCARELLI	COMMONWEALTH COURT STACY WALLACE
0754 EAST WHITELAND 6	SCHOOL DIRECTOR LAUREN DICRANIAN	SCHOOL DIRECTOR ALEX ENDERLE	COMMONWEALTH COURT STACY WALLACE	COMMONWEALTH COURT DREW CROMPTON
0846 WEST CHESTER 5	SCHOOL DIRECTOR ADA NESTOR	CT COM PLEAS LOU MINCARELLI	COMMONWEALTH COURT STACY WALLACE	TIE - CT COM PLEAS REDMOND, CLERK OF COURTS CILIBERTI
0255 WEST GOSHEN N-1	SCHOOL DIRECTOR ADA NESTOR	COMMONWEALTH COURT DREW CROMPTON	TOWNSHIP SUPERVISOR HUGH PURNELL JR	TOWNSHIP SUPERVISOR KATIE THOMS
0825 WEST CHESTER 2-W	TIE - SCHOOL DIRECTOR NESTOR, CT COM PLEAS MINCARELLI	COMMONWEALTH COURT DREW CROMPTON	CLERK OF COURTS CARMELA CILIBERTI	TIE - TREASURER JENNIFER NICOLAS, CORONER FRANK SPEIDEL
0220 ELVERSON	SCHOOL DIRECTOR JAY OLIVER	COMMONWEALTH COURT DREW CROMPTON	TIE - CT COM PLEAS MINCARELLI, REDMOND, COMM CT WALLACE	TIE - SUPREME CT BROBSON, CLERK OF CTS CILIBERTI
0356 EAST MARLBOROUGH S	SCHOOL DIRECTOR MIKE KEANE	COMMONWEALTH COURT DREW CROMPTON	CT COM PLEAS LOU MINCARELLI	CT COM PLEAS PJ REDMOND
0810 WEST CHESTER 1	CT COM PLEAS LOU MINCARELLI	SCHOOL DIRECTOR ADA NESTOR	COMMONWEALTH COURT STACY WALLACE	COMMONWEALTH COURT DREW CROMPTON
0860 WEST CHESTER 7	CT COM PLEAS LOU MINCARELLI	SCHOOL DIRECTOR ADA NESTOR	COMMONWEALTH COURT DREW CROMPTON	COMMONWEALTH COURT STACY WALLACE
0380 WEST NANTMEAL	COMMONWEALTH COURT DREW CROMPTON	SCHOOL DIRECTOR JAY OLIVER	CT COM PLEAS PJ REDMOND	CT COM PLEAS LOU MINCARELLI
0204 EASTTOWN 4	COMMONWEALTH COURT DREW CROMPTON	SCHOOL DIRECTOR BILL NOLAN	CT COM PLEAS PJ REDMOND	CT COM PLEAS LOU MINCARELLI
0215 ELK	COMMONWEALTH COURT DREW CROMPTON	SCHOOL DIRECTOR MIKE BLESSINGTON	CT COM PLEAS LOU MINCARELLI	CT COM PLEAS PJ REDMOND
0240 FRANKLIN	COMMONWEALTH COURT DREW CROMPTON	TIE - SCHOOL DIRECTOR WEBER, CT COM PLEAS LOU MINCARELLI	CT COM PLEAS PJ REDMOND	SUPREME COURT KEVIN BROBSON
0560 SPRING CITY 1	CT COM PLEAS PJ REDMOND	SCHOOL DIRECTOR TOM DIBELLO	COMMONWEALTH COURT STACY WALLACE	CT COM PLEAS LOU MINCARELLI
0575 SPRING CITY 4	CT COM PLEAS PJ REDMOND	SCHOOL DIRECTOR TOM DIBELLO	COMMONWEALTH COURT DREW CROMPTON	CORONER FRANK SPEIDEL
0770 WILLISTOWN NORTH-1	COMMONWEALTH COURT DREW CROMPTON	TIE - SCHOOL DIR CAMPBELL, CT COM PLEAS MINCARELLI, COMM CT WALLACE	CT COM PLEAS PJ REDMOND	CLERK OF COURTS CARMELA CILIBERTI
0759 WEST WHITELAND 1	TOWNSHIP SUPERVISOR EVA CIESLAK	TIE - SCHOOL DIR GALLEN, COMM CT CROMPTON, CT COM PLEAS MINCARELLI	COMMONWEALTH COURT STACY WALLACE	CT COM PLEAS PJ REDMOND
0198 EASTTOWN 2	COMMONWEALTH COURT DREW CROMPTON	TIE - CT COM PLEAS MINCARELLI, COMM CT WALLACE	TIE - SCHOOL DIRECTOR NOLAN, SUPREME CT BROBSON	JUDGE OF ELECTIONS BRIAN CROWE
0213 EASTTOWN 7	SUPREME COURT KEVIN BROBSON	COMMONWEALTH COURT DREW CROMPTON	SCHOOL DIRECTOR BILL NOLAN	CLERK OF COURTS CARMELA CILIBERTI
0235 WEST FALLOWFIELD	COMMONWEALTH COURT DREW CROMPTON	COMMONWEALTH COURT STACY WALLACE	SCHOOL DIRECTOR JERE ZIMMERMAN	CT COM PLEAS LOU MINCARELLI
0249 EAST GOSHEN 7	COMMONWEALTH COURT DREW CROMPTON	CT COM PLEAS PJ REDMOND	SCHOOL DIRECTOR BRIAN GALLEN	COMMONWEALTH COURT STACY WALLACE
0251 EAST GOSHEN 9	TIE - COMMONWEALTH COURT WALLACE, CT COM PLEAS REDMOND	TIE - COMMONWEALTH CT CROMPTON, CT COM PLEAS MINCARELLI	SCHOOL DIRECTOR GALLEN, SUPREME CT BROBSON	CLERK OF COURTS CARMELA CILIBERTI
0262 WEST GOSHEN N-4	CT COM PLEAS LOU MINCARELLI	TOWNSHIP SUPERVISOR HUGH PURNELL JR	SCHOOL DIRECTOR ADA NESTOR	COMMONWEALTH COURT STACY WALLACE
0275 WEST GOSHEN S-1	TOWNSHIP SUPERVISOR KATIE THOMS	COMMONWEALTH COURT STACY WALLACE	SCHOOL DIRECTOR ADA NESTOR	TIE - CT COM PLEAS MINCARELLI, COMMONWEALTH CT CROMPTON
0285 WEST GOSHEN S-3	TOWNSHIP SUPERVISOR KATIE THOMS	TOWNSHIP SUPERVISOR HUGH PURNELL JR	TIE - SCHOOL DIRECTOR NESTOR, COMMONWEALTH CT WALLACE	TIE - CT COM PLEAS MINCARELLI, CONSTABLE CLARK
0320 KENNETT TWP-1	COMMONWEALTH COURT DREW CROMPTON	CT COM PLEAS LOU MINCARELLI	SCHOOL DIRECTOR MIKE KEANE	SUPREME COURT KEVIN BROBSON
0345 LONDON GROVE S	CT COM PLEAS PJ REDMOND	COMMONWEALTH COURT DREW CROMPTON	SCHOOL DIRECTOR MICHAEL BRUECKES	COMMONWEALTH COURT STACY WALLACE
0585 TREDYFFRIN EAST-1	CT COM PLEAS PJ REDMOND	TIE - COMM CT CROMPTON, INSPECTOR OF ELECTIONS WILLIAMS	SCHOOL DIRECTOR RACHEL KILL	COMMONWEALTH COURT STACY WALLACE
0835 WEST CHESTER 3	CT COM PLEAS LOU MINCARELLI	COMMONWEALTH COURT DREW CROMPTON	SCHOOL DIRECTOR ADA NESTOR	SUPREME COURT KEVIN BROBSON
0842 WEST CHESTER 4	TIE - CT COM PLEAS MINCARELLI, COMMONWEALTH CT CROMPTON	COMMONWEALTH COURT STACY WALLACE	TIE - SCHOOL DIRECTOR NESTOR, SUPREME CT BROBSON	CT COM PLEAS PJ REDMOND
0795 WILLISTOWN NORTH-6	TOWNSHIP SUPERVISOR MARY RAVENFELD	COMMONWEALTH COURT STACY WALLACE	DL DIR CAMPBELL, CT COM PLEAS MINCARELLI, CONTROLLER MAURO, MAG DIS JUDGE	TIE - COMMONWEALTH CT CROMPTON, SUPREME CT BROBSON, TAX C BARKON
0210 EASTTOWN 6	INSPECTOR OF ELECTIONS ERICH SIZELOVE	TIE - COMM CT CROMPTON, CT COM PLEAS MINCARELLI	SUPREME COURT KEVIN BROBSON	TIE - SCHOOL DIRECTOR NOLAN, CORONER SPEIDEL
0261 WEST GOSHEN N-3	INSPECTOR OF ELECTIONS JEFFREY HEILMANN	COMMONWEALTH COURT DREW CROMPTON	CT COM PLEAS LOU MINCARELLI	TIE - SCHOOL DIRECTOR NESTOR, TOWNSHIP SUP PURNELL JR
0330 LONDON BRITAIN	INSPECTOR OF ELECTIONS PATRICK MCFADDEN	TIE - COMMONWEALTH CT CROMPTON, JUDGE OF ELECTIONS PUSEY	CT COM PLEAS PJ REDMOND	SCHOOL DIRECTOR LYNN WEBER
0467 PHOENIXVILLE M-1	CT COM PLEAS PJ REDMOND	COMMONWEALTH COURT DREW CROMPTON	TIE - CT COM PLEAS MINCARELLI, COMMONWEALTH CT WALLACE	TIE - SCHOOL DIRECTOR SHANLEY, CONTROLLER MAURO
0477 PHOENIXVILLE WEST-1	CT COM PLEAS LOU MINCARELLI	COMMONWEALTH COURT STACY WALLACE	SUPREME COURT KEVIN BROBSON	TIE - SCHOOL DIRECTOR SHANLEY, CT COM PLEAS REDMOND
0570 SPRING CITY 3	CT COM PLEAS PJ REDMOND	COMMONWEALTH COURT DREW CROMPTON	COMMONWEALTH COURT STACY WALLACE	SCHOOL DIRECTOR TOM DIBELLO
0715 WEST GROVE 2	CT COM PLEAS LOU MINCARELLI	COMMONWEALTH COURT DREW CROMPTON	MEMBER OF COUNCIL WILLIAM TEMME	SCHOOL DIRECTOR MICHAEL BRUECKES
0761 WEST WHITELAND 3	CT COM PLEAS LOU MINCARELLI	COMMONWEALTH COURT STACY WALLACE	COMMONWEALTH COURT DREW CROMPTON	SCHOOL DIRECTOR BRIAN GALLEN
0775 WILLISTOWN NORTH-2	TIE - COMMONWEALTH CT CROMPTON, TOWNSHIP SUP RAVENFELD	TIE - CT COM PLEAS REDMOND, SUPREME CT BROBSON	TIE - CT COM PLEAS MINCARELLI, COMMONWEALTH CT WALLACE	SCHOOL DIRECTOR SALLIE CAMPBELL
0790 WILLISTOWN NORTH-5	TOWNSHIP SUPERVISOR MARY RAVENFELD	CT COM PLEAS PJ REDMOND	COMMONWEALTH COURT DREW CROMPTON	SCHOOL DIRECTOR SALLIE CAMPBELL
0850 WEST CHESTER 6	CT COM PLEAS LOU MINCARELLI	COMMONWEALTH COURT DREW CROMPTON	COMMONWEALTH COURT STACY WALLACE	SCHOOL DIRECTOR ADA NESTOR
0021 EAST BRADFORD N-2	SCHOOL DIRECTOR CHRIS MCCUNE	SCHOOL DIRECTOR STACEY WHOMSLEY	COMMONWEALTH COURT DREW CROMPTON	CT COM PLEAS LOU MINCARELLI
0065 CHARLESTOWN	SCHOOL DIRECTOR ALEX ENDERLE	SCHOOL DIRECTOR LAUREN DICRANIAN	COMMONWEALTH COURT DREW CROMPTON	CT COM PLEAS PJ REDMOND

When you consistently see the same four Judicial candidates receiving the bottom four vote totals, along with School Directors, it creates cause for concern. Was an algorithm present taking votes off Republican judge and school director candidates? Was this a natural occurrence?

In conclusion, below is a summary of the school districts in 2021 where one or more precincts had low Republican School Director vote totals.

Avon Grove Region 1
Avon Grove Region 3
Great Valley Region 1
Great Valley Region 3
Kennett Consolidated Region C
Octorara Region 2
Oxford Region 3
At Large Owen J. Roberts
At Large Phoenixville
Spring Ford Region 3
Tredyffrin Easttown Region 3
Twin Valley Region 2
West Chester Region 1
West Chester Region 2
West Chester Region 3

2023

2023 seemed like the nail in the coffin for Republican School Director candidates across Chester County. Losses were seen everywhere. There was so much loss for Republican candidates in all races across Chester County, that it was hard for many residents to believe that the results were accurate.

A total of 77 precincts experienced low Republican School Director candidates scoring among the lowest four vote totals. The lowest four vote totals were analyzed due to how many precincts had Republican Judicial candidates among the bottom four totals.

The low Republican School Director totals were accompanied by the low scores of four Court of Common Pleas candidates: Don Kohler, PJ Redmond, Andy Rongaus, Dave Black, and Superior Court Candidate Harry Smail Jr. A surprise with 2023, in contrast to every municipal election from 2013 through 2021, was that a Commissioner candidate was also mixed in to the lowest totals. This was Commissioner Candidate David Sommers.

Below are results from the W. Sadsbury precinct, showing the Republican School Director lowest/highest pattern.

There is no divide between state and county races seen in the first precinct example below:

Summary Precinct Results Report 2023 Municipal Election November 7, 2023

OFFICIAL RESULTS

Chester County

545 W Sadsbury

STATISTICS

	TOTAL	Election Day	Mail Votes	Provsional Votes
Registered Voters - Total	1,370			
Ballots Cast - Total	523	406	116	1
Ballots Cast - Blank	0	0	0	0
Voter Turnout - Total	38.18%			

Justice of the Supreme Court Vote For 1

	TOTAL	Election Day	Mail Votes	Provsional Votes
DEM Daniel McCaffery	198	103	94	1
REP Carolyn Carluccio	312	295	17	0
Write-In Totals	1	1	0	0
Not Assigned	1	1	0	0

Judge of the Superior Court Vote For 2

	TOTAL	Election Day	Mail Votes	Provsional Votes
DEM Jill Beck	191	95	95	1
DEM Timika Lane	175	84	91	0
REP Maria Battista	310	292	17	1
REP Harry F. Smail Jr.	301	289	12	0
Write-In Totals	0	0	0	0
Not Assigned	0	0	0	0

545 W Sadsbury

Judge of the Commonwealth Court

Vote For 1

	TOTAL	Election Day	Mail Votes	Provsional Votes
DEM Matt Wolf	192	94	97	1
REP Megan Martin	325	306	19	0
Write-In Totals	0	0	0	0
Not Assigned	0	0	0	0

Judge of the Court of Common Pleas

Vote For 5

	TOTAL	Election Day	Mail Votes	Provsional Votes
DEM Sarah B. Black	191	95	95	1
DEM Deb Ryan	190	92	97	1
DEM Fredda D. Maddox	171	78	92	1
DEM Nicole Forzato	178	86	91	1
DEM Thomas McCabe	179	85	93	1
REP Lou Mincarelli	299	285	14	0
REP PJ Redmond	306	289	17	0
REP Andy Rongaus	300	283	17	0
REP Don Kohler	302	285	17	0
REP Dave Black	310	293	17	0
Write-In Totals	0	0	0	0
Not Assigned	0	0	0	0

545 W Sadsbury

County Commissioner

Vote For 2

	TOTAL	Election Day	Mail Votes	Provsional Votes
DEM Josh Maxwell	194	95	98	1
DEM Marian Moskowitz	184	93	90	1
REP David C. Sommers	297	281	16	0
REP Eric Roe	314	297	17	0
Write-In Totals	0	0	0	0
Not Assigned	0	0	0	0

District Attorney

Vote For 1

	TOTAL	Election Day	Mail Votes	Provsional Votes
DEM Christopher de Barrera-Sarobe	188	94	93	1
REP Ryan L. Hyde	331	309	22	0
Write-In Totals	0	0	0	0
Not Assigned	0	0	0	0

Sheriff

Vote For 1

	TOTAL	Election Day	Mail Votes	Provsional Votes
DEM Kevin Dykes	191	94	96	1
REP Roy Kofroth	328	308	20	0
Write-In Totals	0	0	0	0
Not Assigned	0	0	0	0

Prothonotary

Vote For 1

	TOTAL	Election Day	Mail Votes	Provsional Votes
DEM Debbie Bookman	196	101	95	0
REP Michael Taylor	323	302	20	1
Write-In Totals	0	0	0	0
Not Assigned	0	0	0	0

Register of Wills

Vote For 1

	TOTAL	Election Day	Mail Votes	Provsional Votes
DEM Michele Vaughn	190	93	96	1
REP Terri Clark	328	309	19	0
Write-In Totals	0	0	0	0
Not Assigned	0	0	0	0

Recorder of Deeds

Vote For 1

	TOTAL	Election Day	Mail Votes	Provsional Votes
DEM Diane O'Dwyer	198	97	100	1
REP Brian D. Yanoviak	322	306	16	0
Write-In Totals	0	0	0	0
Not Assigned	0	0	0	0

545 W Sadsbury

School Director Octorara Region 1

Vote For 3

	TOTAL	Election Day	Mail Votes	Provsional Votes
DEM Lisa Yelovich	198	102	95	1
DEM Brian K. Norris	204	110	93	1
DEM/REP Karen A. Williamson	289	230	58	1
REP Anthony Falgiatore	296	279	17	0
REP Joseph Rzonca	286	272	14	0
Write-In Totals	5	5	0	0
Not Assigned	5	5	0	0

Highest vote totals of all Democratic candidates on the ballot in this precinct (Norris being highest). Candidate Yelovich's second highest total is tied with Democrat Supreme Court Candidate McCaffery and Recorder of Deeds Candidate O'Dwyer.

Lowest vote totals of all Republican candidates on the ballot in this precinct.

Township Supervisor W Sadsbury Township

Vote For 1

	TOTAL	Election Day	Mail Votes	Provsional Votes
REP Herbert P. Myers	383	339	43	1
Write-In Totals	11	5	6	0
Not Assigned	11	5	6	0

Auditor W Sadsbury Township

Vote For 1

	TOTAL	Election Day	Mail Votes	Provsional Votes
REP Nancy Stoltzfus	400	344	55	1
Write-In Totals	4	0	4	0
Not Assigned	4	0	4	0

Superior Court Judicial Retention Question - Jack Panella

Vote For 1

(Remaining votes not shown are for Judge Retentions). To see this 2023 precinct report, [CLICK HERE](#).

For the next example, once again we focus on the Owen J. Roberts School District. When looking at the Republican precinct tracking chart for school districts, a major change was noticed from 2021 to 2023. All three years of 2021, 2022 and 2023 were analyzed.

What was discovered was many precincts turned Democrat suddenly in 2022 – just like 2018, during another Gubernatorial election. Odd behavior was noticed. The 0375 East Nantmeal precinct went from majority Republican, to majority Democrat, to solid Republican in three years time. Precincts 145 and 155 turned Democrat in 2022 only to turn Republican again in 2023. Once again, in the pink precincts, Republican School Director candidates lost their races. See below:

	2021	2022	2023
OWEN J ROBERTS SCHOOL DISTRICT	ALL RACES WON EXCEPT:	ALL RACES WON EXCEPT:	ALL RACES WON EXCEPT:
0145 NORTH COVENTRY EAST	3/4 SCHOOL DIRECTORS		SUPREME CT TIED, 1/2 SUP CT, 1/5 CT OF COM PLS, 3/5 SCHOOL DIR
0150 NORTH COVENTRY MID	1/2 CT OF COM PLS, 3/4 SCHOOL DIRECTORS	SENATOR G.A. 44TH DISTRICT	DISTRICT ATTORNEY, REGISTER OF WILLS, RECORDER OF DEEDS
0155 NORTH COVENTRY W-1	3/4 SCHOOL DIRECTORS	SEN G.A. 44TH DIS, REP G.A. 26TH DIS	SUPREME CT, SUP CT, 2/5 CT OF COM PLS, 1/5 SCHOOL DIRECTORS
0156 NORTH COVENTRY W-2	3/4 SCHOOL DIRECTORS	GOVERNOR	1/5 SCHOOL DIRECTORS TIED
0160 EAST COVENTRY 1	SUPREME CT, 1/2 COMM CT, 1/2 CT OF COM PLS, CORNR, 3/4 SCHOOL DIRS		
0165 EAST COVENTRY 2	1/4 SCHOOL DIRECTORS	GOVERNOR	3/5 SCHOOL DIRECTORS
0170 SOUTH COVENTRY	3/4 SCHOOL DIRECTORS	SENATOR G.A. 44TH DISTRICT	1/2 SUP CT, 1/5 CT COM PLS TIED, 1/2 COMM, DA, SHRF, WILLS TIED
0375 EAST NANTMEAL	3/4 SCHOOL DIRECTORS	SEN G.A. 44TH DIS, REP G.A. 26TH DIS	
0680 EAST VINCENT 1	SUPREME CT, 1/2 CT OF COM PLS, 3/4 SCHOOL DIRECTORS, TOWN SUP UNX		
0681 EAST VINCENT 2	1/4 SCHOOL DIRECTOR, TOWNSHIP SUPERVISOR		
0682 EAST VINCENT 3	SUPREME CT, 1/2 CT OF COM PLS, 3/4 SCHOOL DIRECTORS, TOWN SUP UNX		
0683 EAST VINCENT 4	2/4 SCHOOL DIRECTORS, TOWNSHIP SUP UNX	GOVERNOR	4/5 SCHOOL DIRECTORS (5th position tie)
0690 WEST VINCENT 1	1/4 SCHOOL DIRECTORS		
0693 WEST VINCENT 2	1/4 SCHOOL DIRECTORS		
0700 WARWICK EAST	3/4 SCHOOL DIRECTORS	GOVERNOR, US SENATOR	DA (TIE), REGISTER OF WILLS
0705 WARWICK WEST	1/4 SCHOOL DIRECTORS		

See the example from the E Coventry precinct on the following page:

Summary Precinct Results Report
 2023 Municipal Election
 November 7, 2023

OFFICIAL RESULTS

Chester County

165 E Coventry 2

STATISTICS

	TOTAL	Election Day	Mail Votes	Provsional Votes
Registered Voters - Total	1,644			
Ballots Cast - Total	694	566	128	0
Ballots Cast - Blank	0	0	0	0
Voter Turnout - Total	42.21%			

Justice of the Supreme Court

Vote For 1

	TOTAL	Election Day	Mail Votes	Provsional Votes
DEM Daniel McCaffery	316	215	101	0
REP Carolyn Carluccio	361	339	22	0
Write-In Totals	1	1	0	0
Not Assigned	1	1	0	0

Judge of the Superior Court

Vote For 2

	TOTAL	Election Day	Mail Votes	Provsional Votes
DEM Jill Beck	318	213	105	0
DEM Timika Lane	308	210	98	0
REP Maria Battista	356	333	23	0
REP Harry F. Smail Jr.	339	322	17	0
Write-In Totals	1	1	0	0
Not Assigned	1	1	0	0

Highest Democratic vote total of all Democratic candidates on the ballot in this precinct in the state races.

Lowest Republican vote total of all Republican candidates on the ballot in this precinct in the state races.

165 E Coventry 2

Judge of the Commonwealth Court

Vote For 1

	TOTAL	Election Day	Mail Votes	Provsional Votes
DEM Matt Wolf	318	215	103	0
REP Megan Martin	366	341	25	0
Write-In Totals	1	1	0	0
Not Assigned	1	1	0	0

Judge of the Court of Common Pleas

Vote For 5

	TOTAL	Election Day	Mail Votes	Provsional Votes
DEM Sarah B. Black	320	218	102	0
DEM Deb Ryan	326	221	105	0
DEM Fredda D. Maddox	300	202	98	0
DEM Nicole Forzato	308	210	98	0
DEM Thomas McCabe	301	204	97	0
REP Lou Minicarelli	350	325	25	0
REP PJ Redmond	336	318	18	0
REP Andy Rongaus	349	326	23	0
REP Don Kohler	352	332	20	0
REP Dave Black	344	325	19	0
Write-In Totals	0	0	0	0
Not Assigned	0	0	0	0

165 E Coventry 2

County Commissioner

Vote For 2

	TOTAL	Election Day	Mail Votes	Provsional Votes
DEM Josh Maxwell	306	204	102	0
DEM Marian Moskowitz	312	217	95	0
REP David C. Sommers	344	321	23	0
REP Eric Roe	353	330	23	0
Write-In Totals	0	0	0	0
Not Assigned	0	0	0	0

District Attorney

Vote For 1

	TOTAL	Election Day	Mail Votes	Provsional Votes
DEM Christopher de Barrena-Sarobe	303	206	97	0
REP Ryan L. Hyde	379	350	29	0
Write-In Totals	0	0	0	0
Not Assigned	0	0	0	0

Sheriff

Vote For 1

	TOTAL	Election Day	Mail Votes	Provsional Votes
DEM Kevin Dykes	321	216	105	0
REP Roy Kofroth	362	339	23	0
Write-In Totals	1	1	0	0
Not Assigned	1	1	0	0

Prothonotary

Vote For 1

	TOTAL	Election Day	Mail Votes	Provsional Votes
DEM Debbie Bookman	322	219	103	0
REP Michael Taylor	356	333	23	0
Write-In Totals	0	0	0	0
Not Assigned	0	0	0	0

Register of Wills

Vote For 1

	TOTAL	Election Day	Mail Votes	Provsional Votes
DEM Michele Vaughn	310	212	98	0
REP Terri Clark	368	340	28	0
Write-In Totals	0	0	0	0
Not Assigned	0	0	0	0

Recorder of Deeds

Vote For 1

	TOTAL	Election Day	Mail Votes	Provsional Votes
DEM Diane O'Dwyer	313	215	98	0
REP Brian D. Yanoviak	367	339	28	0
Write-In Totals	0	0	0	0
Not Assigned	0	0	0	0

Magisterial District Judge District 15-3-01

Vote For 1

	TOTAL	Election Day	Mail Votes	Provsional Votes
DEM/REP John A. Hipple	577	484	93	0
Write-In Totals	5	1	4	0
Not Assigned	5	1	4	0

Precinct Summary - 12/14/2023 09:32AM

Page 256 of 1448

165 E Coventry 2

School Director At Large Owen J. Roberts

Vote For 5

	TOTAL	Election Day	Mail Votes	Provsional Votes
DEM Jennifer Munson	338	236	102	0
DEM Beth A. Chaville-Fuller	339	234	105	0
DEM John R. Melniczek	330	229	101	0
DEM Warren F. Chester	323	223	100	0
DEM Nicholas J. Rotoli	317	218	99	0
REP Kathy DiMarino	343	317	26	0
REP Rick Cameron	333	313	20	0
REP Todd Verrecchia	327	306	21	0
REP Brooks Roland	328	308	20	0
REP Mandy Cooper	333	313	20	0
Write-In Totals	0	0	0	0
Not Assigned	0	0	0	0

Highest vote totals of all Democrat candidates on the ballot in this precinct, and also in the county races.

Lowest vote totals of all Republican candidates on the ballot in this precinct, and also in the county races. Note there are no write-in candidates.

Township Supervisor E Coventry Township

Vote For 1

	TOTAL	Election Day	Mail Votes	Provsional Votes
DEM Catharine Small	336	231	105	0
REP Liana Gilleland	344	323	21	0
Write-In Totals	2	1	1	0
Not Assigned	2	1	1	0

Auditor E Coventry Township

Vote For 1

	TOTAL	Election Day	Mail Votes	Provsional Votes
REP Adam Anthony Dolga	504	440	64	0
Write-In Totals	21	12	9	0
Not Assigned	21	12	9	0

Precinct Summary - 12/14/2023 09:32AM

Page 257 of 1448

Auditor Unexpired 2 Year Term E Coventry Township

Vote For 1

	TOTAL	Election Day	Mail Votes	Provsional Votes
Write-In Totals	26	20	6	0
Write-In: Douglas K Kapp	2	2	0	0
Not Assigned	24	18	6	0

Superior Court Judicial Retention Question - Jack Panella

Vote For 1

(Remaining votes not shown are for Judge Retentions). To see this 2023 precinct report, [CLICK HERE](#).

Below is an example of the lowest/highest pattern from the Westtown 1 precinct. There is not a separation between state and county races in this precinct.

Summary Precinct Results Report
2023 Municipal Election
November 7, 2023

OFFICIAL RESULTS

Chester County

720 Westtown 1

STATISTICS

	TOTAL	Election Day	Mail Votes	Provsional Votes
Registered Voters - Total	1,880			
Ballots Cast - Total	864	609	252	3
Ballots Cast - Blank	0	0	0	0
Voter Turnout - Total	45.96%			

Justice of the Supreme Court

Vote For 1

	TOTAL	Election Day	Mail Votes	Provsional Votes
DEM Daniel McCaffery	462	271	190	1
REP Carolyn Carluccio	382	328	52	2
Write-In Totals	2	2	0	0
Not Assigned	2	2	0	0

Judge of the Superior Court

Vote For 2

	TOTAL	Election Day	Mail Votes	Provsional Votes
DEM Jill Beck	445	259	185	1
DEM Timika Lane	410	233	176	1
REP Maria Battista	390	332	56	2
REP Harry F. Smail Jr.	377	323	52	2
Write-In Totals	0	0	0	0
Not Assigned	0	0	0	0

720 Westtown 1

Judge of the Commonwealth Court

Vote For 1

	TOTAL	Election Day	Mail Votes	Provsional Votes
DEM Matt Wolf	443	257	185	1
REP Megan Martin	401	342	57	2
Write-In Totals	0	0	0	0
Not Assigned	0	0	0	0

Judge of the Court of Common Pleas

Vote For 5

	TOTAL	Election Day	Mail Votes	Provsional Votes
DEM Sarah B. Black	416	242	173	1
DEM Deb Ryan	435	256	178	1
DEM Fredda D. Maddox	391	221	169	1
DEM Nicole Forzato	419	243	175	1
DEM Thomas McCabe	394	225	168	1
REP Lou Mincarelli	408	347	59	2
REP PJ Redmond	422	348	72	2
REP Andy Rongaus	385	328	55	2
REP Don Kohler	385	326	57	2
REP Dave Black	381	328	51	2
Write-In Totals	1	1	0	0
Not Assigned	1	1	0	0

720 Westtown 1

County Commissioner

Vote For 2

	TOTAL	Election Day	Mail Votes	Provsional Votes
DEM Josh Maxwell	422	243	178	1
DEM Marian Moskowitz	419	240	178	1
REP David C. Sommers	376	316	58	2
REP Eric Roe	422	356	64	2
Write-In Totals	0	0	0	0
Not Assigned	0	0	0	0

District Attorney

Vote For 1

	TOTAL	Election Day	Mail Votes	Provsional Votes
DEM Christopher de Barrena-Sarobe	413	237	175	1
REP Ryan L. Hyde	433	366	65	2
Write-In Totals	0	0	0	0
Not Assigned	0	0	0	0

Sheriff

Vote For 1

	TOTAL	Election Day	Mail Votes	Provsional Votes
DEM Kevin Dykes	430	246	183	1
REP Roy Kofroth	417	356	59	2
Write-In Totals	0	0	0	0
Not Assigned	0	0	0	0

720 Westtown 1

Prothonotary

Vote For 1

	TOTAL	Election Day	Mail Votes	Provsional Votes
DEM Debbie Bookman	423	247	176	0
REP Michael Taylor	419	351	65	3
Write-In Totals	0	0	0	0
Not Assigned	0	0	0	0

Register of Wills

Vote For 1

	TOTAL	Election Day	Mail Votes	Provsional Votes
DEM Michele Vaughn	421	241	179	1
REP Terri Clark	425	361	62	2
Write-In Totals	0	0	0	0
Not Assigned	0	0	0	0

Recorder of Deeds

Vote For 1

	TOTAL	Election Day	Mail Votes	Provsional Votes
DEM Diane O'Dwyer	426	244	181	1
REP Brian D. Yanoviak	419	354	63	2
Write-In Totals	1	1	0	0
Not Assigned	1	1	0	0

720 Westtown 1

School Director West Chester Region 3

Vote For 1

	TOTAL	Election Day	Mail Votes	Provsional Votes
DEM Gary Bevilacqua	486	292	193	1
REP Alain Oliver	354	302	52	0
Write-In Totals	0	0	0	0
Not Assigned	0	0	0	0

Highest vote total of all Democratic candidates on the ballot in this precinct.

Lowest vote total of all Republican candidates on the ballot in this precinct.

Township Supervisor Westtown Township

Vote For 1

	TOTAL	Election Day	Mail Votes	Provsional Votes
DEM Phillip A. Garabedian	416	239	177	0
REP Ed Yost	420	354	65	1
Write-In Totals	0	0	0	0
Not Assigned	0	0	0	0

Tax Collector Unexpired 2 Year Term Westtown Township

Vote For 1

	TOTAL	Election Day	Mail Votes	Provsional Votes
REP Ashley Padula	607	464	142	1
Write-In Totals	17	10	7	0
Not Assigned	17	10	7	0

Auditor Westtown Township

Vote For 1

	TOTAL	Election Day	Mail Votes	Provsional Votes
REP Mark Bredin	595	456	138	1
Write-In Totals	15	8	7	0
Not Assigned	15	8	7	0

720 Westtown 1

Superior Court Judicial Retention Question - Jack Panella

Vote For 1

(Remaining votes not shown are for Judge Retentions). To see this 2023 precinct report, [CLICK HERE](#).

A final example of the lowest/highest pattern is below, from the Birmingham 2 precinct. A separation between the state and county races is not seen.

Summary Precinct Results Report 2023 Municipal Election November 7, 2023

OFFICIAL RESULTS

Chester County

015 Birmingham 2

STATISTICS

	TOTAL	Election Day	Mail Votes	Provsional Votes
Registered Voters - Total	2,217			
Ballots Cast - Total	974	660	308	6
Ballots Cast - Blank	0	0	0	0
Voter Turnout - Total	43.93%			

Justice of the Supreme Court

Vote For 1

	TOTAL	Election Day	Mail Votes	Provsional Votes
DEM Daniel McCaffery	518	287	227	4
REP Carolyn Carluccio	432	359	71	2
Write-In Totals	1	0	1	0
Not Assigned	1	0	1	0

Judge of the Superior Court

Vote For 2

	TOTAL	Election Day	Mail Votes	Provsional Votes
DEM Jill Beck	508	278	226	4
DEM Timika Lane	488	278	206	4
REP Maria Battista	433	359	72	2
REP Harry F. Small Jr.	421	347	72	2
Write-In Totals	3	0	3	0
Not Assigned	3	0	3	0

015 Birmingham 2

Judge of the Commonwealth Court

Vote For 1

	TOTAL	Election Day	Mail Votes	Provsional Votes
DEM Matt Wolf	516	285	228	3
REP Megan Martin	445	368	74	3
Write-In Totals	1	0	1	0
Not Assigned	1	0	1	0

Judge of the Court of Common Pleas

Vote For 5

	TOTAL	Election Day	Mail Votes	Provsional Votes
DEM Sarah B. Black	503	273	227	3
DEM Deb Ryan	510	275	232	3
DEM Fredda D. Maddox	481	265	213	3
DEM Nicole Forzato	486	263	220	3
DEM Thomas McCabe	479	262	214	3
REP Lou Mincarelli	442	362	77	3
REP PJ Redmond	439	365	71	3
REP Andy Rongaus	432	359	70	3
REP Don Kohler	428	353	72	3
REP Dave Black	420	347	70	3
Write-In Totals	5	0	5	0
Not Assigned	5	0	5	0

015 Birmingham 2

County Commissioner

Vote For 2

	TOTAL	Election Day	Mail Votes	Provsional Votes
DEM Josh Maxwell	499	269	227	3
DEM Marian Moskowitz	486	270	213	3
REP David C. Sommers	427	355	69	3
REP Eric Roe	450	367	80	3
Write-In Totals	2	0	2	0
Not Assigned	2	0	2	0

District Attorney

Vote For 1

	TOTAL	Election Day	Mail Votes	Provsional Votes
DEM Christopher de Barrera-Sarobe	507	280	224	3
REP Ryan L. Hyde	456	375	78	3
Write-In Totals	1	0	1	0
Not Assigned	1	0	1	0

Sheriff

Vote For 1

	TOTAL	Election Day	Mail Votes	Provsional Votes
DEM Kevin Dykes	504	275	226	3
REP Roy Kofroth	462	380	79	3
Write-In Totals	1	0	1	0
Not Assigned	1	0	1	0

015 Birmingham 2

Prothonotary

Vote For 1

	TOTAL	Election Day	Mail Votes	Provsional Votes
DEM Debbie Bookman	523	294	226	3
REP Michael Taylor	441	360	78	3
Write-In Totals	2	1	1	0
Not Assigned	2	1	1	0

Register of Wills

Vote For 1

	TOTAL	Election Day	Mail Votes	Provsional Votes
DEM Michele Vaughn	508	278	227	3
REP Terri Clark	456	377	76	3
Write-In Totals	1	0	1	0
Not Assigned	1	0	1	0

Recorder of Deeds

Vote For 1

	TOTAL	Election Day	Mail Votes	Provsional Votes
DEM Diane O'Dwyer	518	285	230	3
REP Brian D. Yanoviak	447	370	74	3
Write-In Totals	1	0	1	0
Not Assigned	1	0	1	0

015 Birmingham 2

Magisterial District Judge District 15-3-04

Vote For 1

	TOTAL	Election Day	Mail Votes	Provsional Votes
DEM Albert M. Iacocca	537	294	240	3
REP Peter George Mylonas	421	355	63	3
Write-In Totals	1	0	1	0
Not Assigned	1	0	1	0

School Director Unionville Chadds Ford Region B

Vote For 1

	TOTAL	Election Day	Mail Votes	Provsional Votes
DEM Victoria Baratta	540	308	229	3
REP Bob Sage	423	346	74	3
Write-In Totals	0	0	0	0
Not Assigned	0	0	0	0

Next highest vote total after Democratic School Director Candidate Loomis below.

School Director Unexpired 2 Year Term Unionville Chadds Ford Region B

Vote For 1

	TOTAL	Election Day	Mail Votes	Provsional Votes
DEM Mary Kate Loomis	545	305	237	3
REP Lori Peters	419	349	67	3
Write-In Totals	1	0	1	0
Not Assigned	1	0	1	0

Highest vote total of all Democratic candidates on the ballot in this precinct.

Lowest vote total of all Republican candidates on the ballot in this precinct.

Township Supervisor Birmingham Township

Vote For 1

	TOTAL	Election Day	Mail Votes	Provsional Votes
REP John Daniel Hill	612	466	142	4
Write-In Totals	30	18	12	0
Not Assigned	30	18	12	0

015 Birmingham 2

Tax Collector Unexpired 2 Year Term Birmingham Township

Vote For 1

	TOTAL	Election Day	Mail Votes	Provsional Votes
Write-In Totals	32	23	8	1
Write-In: Jeremy Ryan	0	0	0	0
Write-In: Cody Richard Stewart	2	2	0	0
Write-In: Ronald Alan Holinsky	2	2	0	0
Write-In: Laurie Mercede	0	0	0	0
Write-In: William F. Walsh (Winner)	0	0	0	0
Not Assigned	28	19	8	1

Auditor Birmingham Township

Vote For 1

	TOTAL	Election Day	Mail Votes	Provsional Votes
Write-In Totals	34	24	9	1
Write-In: Richard John Gates	1	0	1	0
Not Assigned	33	24	8	1

Superior Court Judicial Retention Question - Jack Panella

Vote For 1

(Remaining votes not shown are for Judge Retentions). To see this 2023 precinct report, [CLICK HERE](#).

To see the chart showing which precincts were impacted, see the following page:

CHESTER COUNTY PRECINCTS	2023 WORST PERFORMING REPUBLICANS - 1ST, 2ND, 3RD, 4TH LOWEST VOTE TOTAL			
	LOWEST VOTE TOTAL	2ND LOWEST VOTE TOTAL	3RD LOWEST VOTE TOTAL	4TH LOWEST VOTE TOTAL
0005 ATGLEN	SCHOOL DIRECTOR JOSEPH RZONCA	SCHOOL DIRECTOR ANTHONY FALGIATORE	CT COM PLEAS ANDY RONGAUS	CT COM PLEAS PJ REDMOND
0014 BIRMINGHAM 1	SCHOOL DIRECTOR BOB SAGE	CT COM PLEAS ANDY RONGAUS	CT COM PLEAS DAVE BLACK	SUPERIOR COURT HARRY SMALL JR.
0015 BIRMINGHAM 2	SCHOOL DIRECTOR LORI PETERS	CT COM PLEAS DAVE BLACK	TIE - SUPERIOR CT SMALL JR., MAGISTERIAL DISTRICT JUDGE MYLONAS	SCHOOL DIRECTOR BOB SAGE
0043 WEST BRANDYWINE W	SCHOOL DIRECTOR BOB ESSL	CT COM PLEAS DAVE BLACK	CT COM PLEAS DON KOHLER	SUPERIOR COURT HARRY SMALL JR.
0145 NORTH COVENTRY EAST	SCHOOL DIRECTOR TODD VERRECCHIA	SCHOOL DIRECTOR BROOKS ROLAND	TIE - SCHOOL DIRECTOR COOPER, SUPERIOR CT SMALL JR.	COMMISSIONER DAVID SOMMERS
0150 NORTH COVENTRY MID	TIE - SCHOOL DIR VERRECCHIA, CT COM PLEAS REDMOND	TIE - COMMISSIONER SOMMERS, CT COM PLEAS BLACK	SCHOOL DIRECTOR BROOKS ROLAND	SUPERIOR COURT HARRY SMALL JR.
0156 NORTH COVENTRY W-2	SCHOOL DIRECTOR BROOKS ROLAND	TIE - CT COM PLEAS RONGAUS, SUPERIOR CT SMALL JR.	COMMISSIONER DAVID SOMMERS	SCHOOL DIRECTOR TODD VERRECCHIA
0160 EAST COVENTRY 1	TIE - SCHOOL DIR BROOKS ROLAND, TODD VERRECCHIA	SCHOOL DIRECTOR MANDY COOPER	SCHOOL DIRECTOR RICK CAMERON	CT COM PLEAS PJ REDMOND
0165 EAST COVENTRY 2	SCHOOL DIRECTOR TODD VERRECCHIA	SCHOOL DIRECTOR BROOKS ROLAND	TIE - SCHOOL DIRECTOR MANDY COOPER, RICK CAMERON	CT COM PLEAS PJ REDMOND
0215 ELK	SCHOOL DIRECTOR DEE WIKER	SCHOOL DIRECTOR LOU ROBINSON	COMMISSIONER DAVID SOMMERS	SCHOOL DIRECTOR MARK PATTERSON
0286 WEST GOSHEN S 4	SCHOOL DIRECTOR ALAIN OLIVER	COMMISSIONER DAVID SOMMERS	CT COM PLEAS DAVE BLACK	SUPREME COURT CAROLYN CARLUCCIO
0356 EAST MARLBOROUGH S	SCHOOL DIRECTOR ISABELLE ROMINE	SCHOOL DIRECTOR MICHAEL KEANE	COMMISSIONER DAVID SOMMERS	TIE - CT COM PLEAS RONGAUS, BLACK, MAGISTERIAL DISTRICT JUDGE MYLONAS
0405 EAST NOTTINGHAM	SCHOOL DIRECTOR MARK PATTERSON	SCHOOL DIRECTOR LOU ROBINSON	COMMISSIONER DAVID SOMMERS	SCHOOL DIRECTOR DEE WIKER
0406 EAST NOTTINGHAM W	SCHOOL DIRECTOR LOU ROBINSON	SCHOOL DIRECTOR DEE WIKER	SCHOOL DIRECTOR MARK PATTERSON	CT COM PLEAS DAVE BLACK
0411 WEST NOTTINGHAM	SCHOOL DIRECTOR LOU ROBINSON	TIE - COMMISSIONER SOMMERS, CT COM PLEAS RONGAUS	TIE - SCHOOL DIRECTOR PATTERSON, SUPERIOR CT BATISTA	CT COM PLEAS PJ REDMOND
0420 OXFORD WEST	TIE - SCHOOL DIRECTOR PATTERSON, CT COM PLEAS RONGAUS	SCHOOL DIRECTOR LOU ROBINSON	CT COM PLEAS DAVE BLACK	COMMISSIONER DAVID SOMMERS
0430 LOWER OXFORD WEST	SCHOOL DIRECTOR MARK PATTERSON	SCHOOL DIRECTOR LOU ROBINSON	CT COM PLEAS ANDY RONGAUS	COMMISSIONER DAVID SOMMERS
0440 PARKERSBURG NORTH	SCHOOL DIRECTOR JOSEPH RZONCA	SCHOOL DIRECTOR ANTHONY FALGIATORE	CT COM PLEAS DON KOHLER	TIE - CT COM PLEAS BLACK, COMMISSIONER SOMMERS
0453 PENNSBURY N-1	TIE - SCHOOL DIRECTOR HAMMELL, MAG DIST JUDGE MYLONAS	SCHOOL DIRECTOR BRIAN LAMB	SUPERIOR COURT MARIA BATTISTA	CT COM PLEAS DAVE BLACK
0456 PENNSBURY SOUTH-1	SCHOOL DIRECTOR BRITAIN HAMMELL	SUPREME COURT CAROLYN CARLUCCIO	SUPERIOR COURT HARRY SMALL JR.	COMMISSIONER DAVID SOMMERS
0457 PENNSBURY SOUTH-2	SCHOOL DIRECTOR BRITAIN HAMMELL	SUPERIOR COURT HARRY SMALL JR.	SCHOOL DIRECTOR MADELINE WERNER	CT COM PLEAS KOHLER, REDMOND
0461 PHOENIXVILLE NORTH-1	SCHOOL DIRECTOR PRINCE DENSON	TIE - SUPERIOR COURT SMALL JR., CT COM PLEAS KOHLER	CT COM PLEAS ANDY RONGAUS	CT COM PLEAS PJ REDMOND
0467 PHOENIXVILLE M-1	SCHOOL DIRECTOR PRINCE DENSON	SUPERIOR COURT HARRY SMALL JR.	TIE - SCHOOL DIR GOLBERG, COMMISSIONER ROE, SOMMERS	CT COM PLEAS DON KOHLER
0468 PHOENIXVILLE M-2	SCHOOL DIRECTOR KURT SISO	TIE - SCHOOL DIRECTOR DENSON, SUPERIOR CT SMALL JR.	TIE - COMMISSIONER SOMMERS, CT COM PLEAS RONGAUS	CT COM PLEAS DAVE BLACK
0469 PHOENIXVILLE M-3	SCHOOL DIRECTOR KURT SISO	SCHOOL DIRECTOR PRINCE DENSON	TIE - SCHOOL DIRECTOR SHANLEY, COMMISSIONER SOMMERS	TIE - CT COM PLEAS RONGAUS, KOHLER
0474 PHOENIXVILLE EAST-3	SCHOOL DIRECTOR PRINCE DENSON	TIE - CT COM PLEAS RONGAUS, KOHLER, SUPERIOR CT SMALL JR	CT COM PLEAS DAVE BLACK	CT COM PLEAS PJ REDMOND
0477 PHOENIXVILLE WEST-1	SCHOOL DIRECTOR PRINCE DENSON	SUPERIOR COURT HARRY SMALL JR.	TIE - SCHOOL DIR GOLBERG, CT COM PLEAS BLACK, REDMOND	TIE - CT COM PLEAS RONGAUS, KOHLER
0478 PHOENIXVILLE WEST-2	TIE - SCHOOL DIRECTOR DENSON, SUPERIOR CT SMALL JR	COMMISSIONER DAVID SOMMERS	CT COM PLEAS PJ REDMOND	TIE - CT COM PLEAS RONGAUS, SUPREME CT CARLUCCIO, SUP CT BATISTA
0479 PHOENIXVILLE WEST-3	TIE - SCHOOL DIRECTOR DENSON, CT COM PLEAS BLACK	CT COM PLEAS PJ REDMOND	TIE - COMMISSIONER SOMMERS, CT COM PLEAS KOHLER	CT COM PLEAS ANDY RONGAUS
0515 EAST PIKELAND 1	SCHOOL DIRECTOR PRINCE DENSON	CT COM PLEAS ANDY RONGAUS	TIE - CT COM PLEAS BLACK, SUPERIOR CT SMALL JR	COMMISSIONER DAVID SOMMERS
0521 EAST PIKELAND 3	SCHOOL DIRECTOR PRINCE DENSON	SUPERIOR COURT HARRY SMALL JR.	CT COM PLEAS ANDY RONGAUS	CT COM PLEAS DAVE BLACK
0545 WEST SADSBUURY	SCHOOL DIRECTOR JOSEPH RZONCA	SCHOOL DIRECTOR ANTHONY FALGIATORE	COMMISSIONER DAVID SOMMERS	CT COM PLEAS LOU MINICARELLI
0550 SCHUYLKILL 1	SCHOOL DIRECTOR PRINCE DENSON	TIE - SCHOOL DIRECTOR GOLBERG, CT COM PLEAS RONGAUS	TIE - COMMISSIONER SOMMERS, CT COM PLEAS BLACK	SCHOOL DIRECTOR KURT SISO
0555 SCHUYLKILL 2	SCHOOL DIRECTOR PRINCE DENSON	CT COM PLEAS ANDY RONGAUS	CT COM PLEAS DAVE BLACK	CT COM PLEAS DON KOHLER
0556 SCHUYLKILL 3	SCHOOL DIRECTOR PRINCE DENSON	SUPERIOR COURT HARRY SMALL JR.	SCHOOL DIRECTOR KURT SISO	TIE - CT COM PLEAS RONGAUS, REDMOND, COMMISSIONER SOMMERS
0558 SCHUYLKILL 4	SCHOOL DIRECTOR PRINCE DENSON	TIE - SCHOOL DIRECTOR SISO, CT COM PLEAS RONGAUS	SUPERIOR COURT HARRY SMALL JR.	CT COM PLEAS DAVE BLACK
0580 THORNBUURY 1	TIE - SCHOOL DIRECTOR OLIVER, CT COM PLEAS KOHLER	CT COM PLEAS ANDY RONGAUS	COMMISSIONER DAVID SOMMERS	SUPERIOR COURT HARRY SMALL JR.
0620 TREDYFFRIN MID-7	SCHOOL DIRECTOR BOGDAN ROSCA	SUPERIOR COURT HARRY SMALL JR.	TIE - C C P RONGAUS, KOHLER, S C CARLUCCIO, COMM ROE, DEEDS YANDYAK, T S CORDES, VILLS CLARK	CT COM PLEAS DAVE BLACK
0680 EAST VINCENT 1	TIE - SCHOOL DIR ROLAND, VERRECCHIA, SUPERIOR CT SMALL JR	TIE - SCHOOL DIRECTOR CAMERON, CT COM PLEAS BLACK	TIE - CT COM PLEAS KOHLER, REDMOND	SCHOOL DIRECTOR MANDY COOPER
0681 EAST VINCENT 2	TIE - SCHOOL DIR ROLAND, SUPERIOR COURT SMALL JR	SCHOOL DIRECTOR RICK CAMERON	TIE - SCHOOL DIRECTOR VERRECCHIA, COOPER, CT COM PLEAS RONGAUS	CT COM PLEAS DON KOHLER
0682 EAST VINCENT 3	SCHOOL DIRECTOR BROOKS ROLAND	SCHOOL DIRECTOR RICK CAMERON	SCHOOL DIRECTOR TODD VERRECCHIA	CT COM PLEAS ANDY RONGAUS
0683 EAST VINCENT 4	SCHOOL DIRECTOR KATHY DIMARINO	SCHOOL DIRECTOR BROOKS ROLAND	TIE - SCHOOL DIRECTOR CAMERON, VERRECCHIA	COMMISSIONER DAVID SOMMERS
0693 WEST VINCENT 2	TIE - SCHOOL DIR ROLAND, SUP CT SMALL JR, SUPREME CT CARLUCCIO	SCHOOL DIRECTOR TODD VERRECCHIA	CT COM PLEAS DAVE BLACK	CT COM PLEAS ANDY RONGAUS
0720 WESTTOWN 1	SCHOOL DIRECTOR ALAIN OLIVER	COMMISSIONER DAVID SOMMERS	SUPERIOR COURT HARRY SMALL JR.	CT COM PLEAS DAVE BLACK
0770 WILLISTOWN NORTH-1	TIE - SCHOOL DIRECTOR NIKAS, COMMISSIONER SOMMERS	SUPERIOR COURT HARRY SMALL JR.	CT COM PLEAS ANDY RONGAUS	CT COM PLEAS DON KOHLER
0806 WILLISTOWN SOUTH-2	SCHOOL DIRECTOR ALEXANDER NIKAS	CT COM PLEAS ANDY RONGAUS	TIE - SUPERIOR CT SMALL JR, CT COM PLEAS BLACK	TIE - SUPREME CT CARLUCCIO, CT COM PLEAS MINICARELLI
0840 WEST BRANDYWINE E	CT COM PLEAS DAVE BLACK	SCHOOL DIRECTOR BOB ESSL	CT COM PLEAS ANDY RONGAUS	COMMISSIONER DAVID SOMMERS
0170 SOUTH COVENTRY	SUPERIOR COURT HARRY SMALL JR.	SCHOOL DIRECTOR TODD VERRECCHIA	TIE - SCH DIR ROLAND, CT COM PLEAS RONGAUS, SUPREME CT CARLUCCIO	COMMISSIONER DAVID SOMMERS
0280 WEST GOSHEN S-2	CT COM PLEAS DON KOHLER	TIE - SCHOOL DIR OLIVER, SUPREME CT CARLUCCIO, COMMISSIONER SOMMERS	CT COM PLEAS DAVE BLACK	SUPERIOR COURT HARRY SMALL JR.
0335 LONDONDERRY	COMMISSIONER DAVID SOMMERS	TIE - SCHOOL DIRECTOR LUSBY JR, SUPERIOR CT SMALL JR	CT COM PLEAS ANDY RONGAUS	CT COM PLEAS DAVE BLACK
0415 OXFORD EAST	CT COM PLEAS DAVE BLACK	E - SCHOOL DIR ROBINSON, CT COM PLEAS RONGAUS, REDMOND, SUP CT SMALL JR	SCHOOL DIRECTOR MARK PATTERSON	TIE - COMMISSIONER SOMMERS, SUPERIOR CT BATISTA
0463 PHOENIXVILLE NORTH-3	CT COM PLEAS DON KOHLER	SCHOOL DIRECTOR PRINCE DENSON	CT COM PLEAS DAVE BLACK	SUPERIOR COURT HARRY SMALL JR.
0473 PHOENIXVILLE EAST-2	CT COM PLEAS ANDY RONGAUS	SCHOOL DIRECTOR PRINCE DENSON	CT COM PLEAS DON KOHLER	COMMISSIONER DAVID SOMMERS
0520 EAST PIKELAND 2	SUPERIOR COURT HARRY SMALL JR.	SCHOOL DIRECTOR PRINCE DENSON	CT COM PLEAS ANDY RONGAUS	CT COM PLEAS DAVE BLACK
0690 WEST VINCENT 1	TIE - CT COM PLEAS BLACK, KOHLER	SCHOOL DIRECTOR BROOKS ROLAND	SUPERIOR COURT HARRY SMALL JR.	CT COM PLEAS ANDY RONGAUS
0806 WILLISTOWN SOUTH-3	CT COM PLEAS ANDY RONGAUS	TIE - SCHOOL DIRECTOR NIKAS, CT COM PLEAS BLACK	SUPERIOR COURT HARRY SMALL JR.	TOWNSHIP SUPERVISOR CYNTHIA MYERS
0835 WEST CHESTER 3	CT COM PLEAS DAVE BLACK	SCHOOL DIRECTOR ROBERT RAFETTO	TIE - SUPERIOR COURT SMALL JR, CT COM PLEAS KOHLER	COMMISSIONER DAVID SOMMERS
0260 WEST GOSHEN N-2	CT COM PLEAS DAVE BLACK	COMMISSIONER DAVID SOMMERS	TIE - SUPERIOR CT SMALL JR, SCHOOL DIRECTOR RAFETTO	SUPREME COURT CAROLYN CARLUCCIO
0395 NEW LONDON	COMMISSIONER DAVID SOMMERS	CT COM PLEAS DAVE BLACK	SCHOOL DIRECTOR KENNETH ROARK	SUPERIOR COURT HARRY SMALL JR.
0425 LOWER OXFORD E	CT COM PLEAS ANDY RONGAUS	CT COM PLEAS DAVE BLACK	TIE - SCHOOL DIR PATTERSON, CT COM PLEAS REDMOND, SUP CT SMALL JR.	TIE - COMMISSIONER SOMMERS, CT COM PLEAS KOHLER, SCHOOL DIRECTOR SINGLEY
0435 UPPER OXFORD	CT COM PLEAS DAVE BLACK	CT COM PLEAS ANDY RONGAUS	SCHOOL DIRECTOR MARK PATTERSON	CT COM PLEAS DON KOHLER
0454 PENNSBURY NORTH-2	MAGISTERIAL DISTRICT JUDGE PETER MYLONAS	TIE - SUPERIOR COURT SMALL JR., COMMISSIONER SOMMERS	TIE - SCHOOL DIR HAMMELL, CT COM PLEAS REDMOND, PROTHONOTARY TAYLOR	CT COM PLEAS DAVE BLACK
0705 WARWICK WEST	CT COM PLEAS PJ REDMOND	COMMISSIONER DAVID SOMMERS	TIE - SCHOOL DIRECTOR VERRECCHIA, COOPER, CT COM PLEAS RONGAUS	SCHOOL DIRECTOR RICK CAMERON
0810 WEST CHESTER 1	CT COM PLEAS DAVE BLACK	TIE - CT COM PLEAS KOHLER, COMMISSIONER SOMMERS	SCHOOL DIRECTOR ROBERT RAFETTO	SUPREME COURT CAROLYN CARLUCCIO
0020 EAST BRADFORD N-1	COMMISSIONER DAVID SOMMERS	CT COM PLEAS DAVE BLACK	SUPERIOR COURT HARRY SMALL JR.	SCHOOL DIRECTOR ALAIN OLIVER
0251 EAST GOSHEN 9	COMMISSIONER DAVID SOMMERS	CT COM PLEAS DON KOHLER	TIE - CT COM PLEAS BLACK, SUPREME CT CARLUCCIO	SCHOOL DIRECTOR PEGGY SCHMITT
0255 WEST GOSHEN N-1	CT COM PLEAS DAVE BLACK	COMMISSIONER DAVID SOMMERS	SUPERIOR COURT HARRY SMALL JR.	SCHOOL DIRECTOR ROBERT RAFETTO
0261 WEST GOSHEN N-3	TIE - CT COM PLEAS BLACK, COMMISSIONER SOMMERS	TIE - SUPERIOR CT SMALL JR, SUPREME CT CARLUCCIO	CT COM PLEAS DON KOHLER	SCHOOL DIRECTOR ROBERT RAFETTO
0262 WEST GOSHEN N-4	CT COM PLEAS DAVE BLACK	COMMISSIONER DAVID SOMMERS	CT COM PLEAS DON KOHLER	SCHOOL DIRECTOR ROBERT RAFETTO
0385 NEW GARDEN NORTH	CT COM PLEAS ANDY RONGAUS	COMMISSIONER DAVID SOMMERS	CT COM PLEAS DAVE BLACK	SCHOOL DIRECTOR BRYAN SHROUDS
0450 PENN	TIE - COMMISSIONER SOMMERS, CT COM PLEAS RONGAUS	SUPERIOR COURT HARRY SMALL JR.	TIE - CT COM PLEAS BLACK, REDMOND	SCHOOL DIRECTOR KEINETH ROARK
0585 TREDYFFRIN EAST-1	SUPERIOR COURT HARRY SMALL JR.	CT COM PLEAS ANDY RONGAUS	TIE - CT COM PLEAS BLACK, TOWNSHIP SUPERVISOR CORDES	TIE - SCHOOL DIR LACZKO, CT COM PLEAS KOHLER, COMM SOMMERS, SUPREME CT CARLUCCIO
0665 UPPER UWCHILAN 1	TOWNSHIP SUPERVISOR KUMAR BHARGAVA	SUPERIOR COURT HARRY SMALL JR.	COMMISSIONER DAVID SOMMERS	TIE - SCHOOL DIRECTOR BRESSI, CT COM PLEAS KOHLER
0785 WILLISTOWN NORTH-4	COMMISSIONER DAVID SOMMERS	SUPERIOR COURT HARRY SMALL JR.	TIE - CT COM PLEAS RONGAUS, KOHLER	SCHOOL DIRECTOR NIKAS, CT COM PLEAS BLACK
0820 WEST CHESTER 2-E	TIE - CT COM PLEAS BLACK, KOHLER	CT COM PLEAS ANDY RONGAUS	COMMISSIONER DAVID SOMMERS	SCHOOL DIRECTOR ROBERT RAFETTO
0846 WEST CHESTER 5	CT COM PLEAS DON KOHLER	CT COM PLEAS DAVE BLACK	COMMISSIONER DAVID SOMMERS	SCHOOL DIRECTOR ROBERT RAFETTO
0850 WEST CHESTER 6	CT COM PLEAS DAVE BLACK	COMMISSIONER DAVID SOMMERS	CT COM PLEAS DON KOHLER	SCHOOL DIRECTOR ROBERT RAFETTO
0053 CALN 3	COMMISSIONER DAVID SOMMERS	TIE - CT COM PLEAS KOHLER, BLACK	CT COM PLEAS ANDY RONGAUS	SCHOOL DIRECTOR BOB ESSL

When you consistently see the same Judicial candidates among the bottom four vote totals, along with the School Director candidates, it creates cause for alarm. Was an algorithm present removing votes from Republican Judicial and School Director candidates? Was this a natural occurrence?

In conclusion, below is a summary of the 2023 school districts where one or more precincts had low vote totals for Republican School Director candidates.

Avon Grove Region 2
Coatesville Region 2
Downingtown Region 1
Great Valley Region 3
Kennett Region B
Kennett Consolidated Region C
Octorara Region 1
Octorara Region 3
At Large Owen J. Roberts
At Large Oxford
Oxford Region 1
Oxford Region 3
At Large Phoenixville
Tredyffrin Easttown Region 2
Tredyffrin Easttown Region 3
Unionville Chaddsford Region C
West Chester Region 1
West Chester Region 2
West Chester Region 3

It is clear that throughout the decade from 2013 to 2023, Republican School Director candidates were receiving the lowest or lower vote totals throughout a high number of precincts. When you see the Republican candidates receiving the absolute lowest vote total, and the Democratic candidates receiving the absolute highest vote total, concerns mount. Questions arise about whether or not votes were removed from Republican candidates and given to Democratic candidates, thereby creating the highest and lowest totals.

As this was seen in other races over the years - the 2014, 2018 and 2022 Governor races (most profound) , the 2015 Supreme Court race, the 2013 to 2023 judicial races, and the 2016 and 2020 Presidential, State Treasurer and Attorney General races - a hard look needs to be taken immediately into what is going on in Chester County elections. **You can read the reports on the Presidential, Governor and Judicial races at <https://votepatterns.com> .**

The following Gateway Pundit article shared what Governor Josh Shapiro stated in a recent MSNBC Deadline with Nicolle Wallace segment. Note the school board comment:

<https://www.thegatewaypundit.com/2024/06/pennsylvania-gov-josh-shapiro-calls-trump-supporters-profoundly/>

Appearing on MSNBC's *Deadline* with Nicolle Wallace, Shapiro boasted about how Pennsylvania courts repeatedly rejected widespread evidence of voter fraud:

When Donald Trump sued us to try to first stop people from voting then had their votes count, he and his allies sued us 42 times. We went 43-0. We had a free and fair, safe and secure election. Then look at the ballot box while Donald Trump squeaked out a victory in 2016 in Pennsylvania by just over 40,000 votes, in every subsequent election, either Donald Trump or his hand picked candidate lost. They lost for governor, hey lost for United States Senate, Hell, they even lost for school board in some cases. This is a guy who has lost every step of the way, yet these people keep following him.

Is the reason why these candidates lost due to vote swapping?

CRITICAL PROACTIVE STEPS YOU CAN TAKE BEFORE THE CERTIFICATION OF THE NOVEMBER 2024 GENERAL ELECTION:

Please be peaceful, respectful and lawful when performing the following tasks:

1. **If you reside in Chester County, Pennsylvania please attend your local commissioner and board of elections meetings immediately and ask for answers to how these patterns are happening.** Attend each meeting until the November election. There are public comment periods during the meetings. In Chester County, each person gets 3 minutes to speak, other counties and states may vary. Dates and times of these meetings in Chester County are posted [HERE](#). They are generally on weekdays in the mid-morning. Contact your commissioners at their offices by phone and email. Ask for the elimination of all-voting machines this November and that all ballots, including mail-in ballots, are hand counted at the precincts. **Say NO to centralized hand counting done by Voter Services, even in an emergency.** Ask them to train all of their Judges of Elections, Majority Inspectors, Minority Inspectors and clerks (poll workers) how to hand count ballots before November. A helpful resource may be to review [25 Pa. Stat. § 3062](#) which addresses how ballots were counted in PA prior to voting machines. Additional resources are available [here](#) and [here](#).

CHESTER COUNTY COMMISSIONERS:

JOSH MAXWELL	610-344-6151
MARIAN MOSKOWITZ	610-344-6691
ERIC ROE	610-344-6031

2. **Do a lowest/highest analysis for both parties on the 2022 General Election to determine precincts where poll watchers should be placed for November 2024.** Get the 2022 precinct report from your county government website under the election results archive section. This might be found under an elections tab, voter services tab, etc. See which Republican candidate has the lowest vote total in each precinct, and which Democratic candidate has the highest vote total in each precinct. Then do the reverse. Which Democratic candidate has the highest vote total, and which Republican candidate has the lowest vote total throughout every precinct. **Poll watchers should go to any precincts that do not follow the patterns that appear in the analysis, and also any precincts that show tie races in the analysis (for example, two races both get the lowest vote total of all R candidates).**
3. **Take close-up pictures (in sections, top to bottom) and videos of all of the printed out voting machine tapes at the end of the night on election day at your precinct (after 8 p.m.). Make sure the photos and videos are clear and every race and their votes are clearly readable. For the videos, start at the top of the tape and work down to the bottom. Keep the video under one minute long.** They should be hung up on a door or in an area for the public to view at each precinct. PA Election Code Article XI-A, Section 1113-A (f) indicates that regarding the tapes, one such record shall be **publicly posted** at the district polling place. [HERE](#) is the [election code](#) you can print out and show if you have any issues. If you can get to other precincts and take pictures/videos of theirs, please do. **Also have mail-in ballot observers ask for printed out copies of the mail-in ballot tabulator reports after the batches are finished being counted.** If you cannot get a copy, write down all the races and their vote totals in a notebook. In Chester County, Take pictures of the reports (or your notes of the results) and make sure they are clearly readable, then upload the tapes and reports to <https://votepatterns.com>. Pictures and videos of tapes/reports from every precinct need to be obtained in case any issues arise that prevent the election night reporting websites from functioning or being able to give results. These tapes, videos and reports will be analyzed with the lowest vote total and highest vote total analysis for each party to see if any patterns appear. All precinct tapes/reports are needed so they can all be compared to each other. If you do not live in Chester County, find someone to organize where all of this information should be collected.
4. **If there are no issues with your county's internet website, and precinct reports are available, as soon as your county posts their election results on the internet on election night, print out and take pictures and videos of your precinct's results and every individual precinct's results that you can in the county. Make sure you get pictures and video of all the races' scores.** All precinct reports for the entire county need to be obtained as soon as possible. Have printer ink ready in your printer. Videos need to be under 1 minute long. In Chester County, upload pictures and videos of your online precinct report to <http://votepatterns.com>.
5. **Record how many votes each Republican and Democratic candidate won or lost their race by in each precinct.** Doing this showed clear patterns in previous elections. This also will show other races with patterns that might not originally

show up in the lowest/highest analysis, especially down-ballot races. Email your analysis of a Chester County precinct to info@votepatterns.com. You can also take pictures of your findings and upload them to <https://votepatterns.com>.

6. **Become a poll watcher at the most critical precincts in your county.** Be a poll watcher at a precinct that has not been following the patterns. Make sure you or others are there for the opening and closing of the precinct especially, but all day coverage is needed. Watch to make sure that no one is going into any back rooms or offices to make additional fraudulent ballots. Watch for bags or boxes going into other rooms. Ask to see the poll book at the opening of the day before voters arrive to make sure signatures are not already in them. Above all, make sure you follow your county's rules for poll watchers. If you are being blocked from accessing an area you believe you should be able to observe, ask a constable for assistance.
7. **Become a mail-in ballot observer.** Observe the transportation of them from the ballot intake area to the counting room if allowed. Watch for carts of ballots going in and out of side rooms they shouldn't be in. Stay until the very end of counting and ask to get a copy of or see the reports that come from the mail-in ballot tabulators. Take notes in a notebook of the race totals in the reports by batch. If a precinct's results are spread out in multiple batches, add the grand total up before taking a picture and uploading it. Take a picture/video of your notes, make sure it is clearly readable, and upload them to <https://votepatterns.com> if you live in Chester County.
8. **Vote in person, on election day. Do not vote by mail-in ballot.** Cast Vote Records from around the country show that early mail-in ballots are being manipulated. If there is cheating going on through voting machine manipulation, the one way to beat it is to have record turnout where everyone in the voter rolls is voting. Do not think that your vote is a waste of time due to cheating. It can overpower any cheat if enough people vote.
9. If you are a poll watcher at a precinct on election day, determine if the number of ballots handed out is tracked and, if so, find out and report that number at the end of the day. If the number of ballots given out is not being tracked, respectfully ask that they be counted as they are handed out to voters.
10. For poll watchers, be on the lookout for complaints from voters who are told that they already voted via mail-in ballot. Encourage any such voters to immediately register an identity theft claim with the local sheriff.
11. **It is becoming clear that the USB sticks need to be inspected by bipartisan members of the public before they are plugged into voting tabulators to make sure there are no preloaded ballots or unauthorized, additional software/malware etc. on them. The Election Management System also needs to be examined by a bipartisan group from the public to confirm no unauthorized software or hardware exists in it. What can be done so that there is a clear transparency as to what is on the county Election Management System and the USB sticks that go to the tabulators, immediately prior to each election? Who programs your county's USB sticks and voting machines before each election? Who runs the Election Management System? How can the public know there is not unauthorized software/hardware/malware on them? Please ask your local county commissioners for the answers to these questions.**

The actions suggested in this document are intended to help poll watchers, observers of mail-in ballot tabulation, and the public be more effective at identifying potential irregularities during the voting and tabulation processes. Reading or following these suggestions will not create any obligation to the reader by the author or to the author by the reader. Every poll watcher, mail-in ballot observer or other person is responsible for their own behavior. These suggestions are not legal advice and should not be construed to be legal advice. You may want to get advice from an attorney before taking these or any other action. Every person following these suggestions or taking other actions does so at their own risk. Be certain to follow local and state laws when serving as a poll worker, poll watcher, mail-in ballot observer, or an observing member of the public. Please be peaceful and respectful in all interactions with others.

Simplified:

1. Do lowest/highest analysis on 2022 to determine precincts where poll watchers should be placed.
2. Get pictures and videos of your precinct voting machine tapes. Upload them to: <https://votepatterns.com>
3. Get pictures and videos of the mail-in ballot tabulator reports. Upload them to: <https://votepatterns.com>
4. Get pictures and videos of your online precinct report on your county election results website. Upload them to: <https://votepatterns.com>
5. Record how many votes each Republican candidate won or lost their race by in each precinct. You can also do it for Democratic candidates. Doing this showed clear patterns in previous elections. Email your results to info@votepatterns.com
6. Sign up to be a poll watcher or mail-in ballot observer.
7. Vote on election day. Do not vote by mail-in ballot.
8. If you find significant patterns and you are not in Chester County, report your findings to any candidates that are affected.
9. Get to your county Commissioner and Board of Elections meetings and ask for answers to these patterns and for them to eliminate voting machines this November in favor of counting all types of paper ballots by hand, at the precincts. Make sure they are ready to switch to hand counting should any issues occur.